



Masco Canada Limited
350 South Edgeware Road
St. Thomas, ON N5P 4L1

June 1st, 2021

Dear Valued Master Plumber Customer,

We are very excited to announce the availability of our NEW Master Plumber Catalogue & Price List effective June 15th, 2021. Master Plumber® has a long history as a comprehensive plumbing and repair parts program customized for Canadian needs. We are proud to be able to bring you a document format designed to help you find the right part quickly.

Here's a few of its great features:

- **Searchable PDF:** the PDF version of this book allows for a quicker search of products, pricing, and categories. The most current pdf version of this catalogue/price list is available for download at masterplumber.ca.
- **Search Products Three Ways:** Our numerical price list, table of contents, and index break down our product offerings so you can easily jump to the product or category you need.
- **Category Icons:** Help easily identify the sections within the catalogue.
- **Photography:** Crisp photography of each product provides you with a visual reference to help make the right choice.
- **Actual Size Reference Section:** For some of the most frequently used cartridges, seats, washers, and O-rings you can compare your product against an actual size image for quick and accurate part verification. No more guess work!
- **New Products:** We are also very happy to announce 24 NEW products launching with this new catalogue. They are all highlighted with the NEW Products Section, as well as within the main body of the catalogue.

This Catalogue/Price List is available in PDF format, with hardcopy shipping in July. If you have any questions, please do not hesitate to contact your Master Plumber representative.

On behalf of Masco Canada, we thank you for your continued commitment to the Master Plumber® brand and repair parts program.

Best Regards,
Masco Canada Limited


**Master
Plumber.**

Master Plumber®

Catalogue

EFFECTIVE: JUNE 15, 2021

THE
RIGHT
PARTS.
RIGHT HERE.



masterplumber.ca

Master Plumber®

THE RIGHT PARTS. RIGHT HERE.

The comprehensive, quality backed, parts and accessories program customized for Canadian plumbing needs. Offering a wide range of universal fit and select OEM plumbing parts for both plumbing repair and installation.

Legend



Original Equipment Manufactured.



Product meets the requirement of the National Plumbing Codes.



Verified compliant with 0.25% weighted average Pb content regulations

See **Actual Size**
REFERENCE

Actual size references are available on select products in section 11.

Table of Contents

NUMERICAL PRICE LIST	PL.1	SINK & DRAINAGE REPAIR	4.1
NEW PRODUCTS	NP.1	Drain stoppers, bead chain & chain couplers	4.1
FAUCET REPAIR	1.1	Crumb cups & basket strainers & strainer assemblies	4.2
Cartridges & cartridge repair parts	1.1	Tailpieces & branch connectors	4.5
O-rings, o-ring assortments & gaskets	1.22	Pop ups & components	4.8
Spouts & spout components	1.30	Tubular drainage	4.9
Hoses & spray heads	1.31	Pipe couplings	4.10
Aerators, aerator components & adapters	1.32	Sink basin rim & sink hold down clamps	4.11
Handles & handle componets	1.37	Slip joint nuts & washers	4.11
TOILET REPAIR	2.1	Basin legs	4.14
Tank levers & flush buttons	2.1	Automatic plumbing vent	4.14
Toilet mounting hardware	2.4	Drains covers & back flow preventers	4.14
Tank to bowl bolts, gaskets & components	2.5	Soap dispenser assembly	4.15
Flappers, tank balls & seat discs	2.7	FLUSHOMETER REPAIR	5.1
Flush valve assemblies & components	2.10	WATER HEATER REPAIR	6.1
Spud assemblies & washers	2.12	FITTINGS	7.1
Ballcock/fill valves & components	2.13	WATER SUPPLY	8.1
Tank floats & rods	2.15	Escutcheons, flanges & cover tube	8.1
Toilet mounting flanges, extension & repair kits	2.16	Ice maker, humidifier & needle valve kits	8.2
Toilet & urinal setting seals	2.17	Washing machine fill, drain & utility hoses	8.2
Toilet seat bolts, hinges & bumpers	2.17	Back flow preventers & vacuum breaker	8.3
Toilet paper rollers	2.18	Drain caps	8.4
TUB & SHOWER REPAIR	3.1	Pipe suspension & hose clamps	8.4
Cartridges, diverters & components	3.1	Tubing	8.4
Handles & handle sets	3.1	PLUMBING SUPPLIES	9.1
Tub spouts, nipples & adapters	3.14	PLUMBING TOOLS	10.1
Tub drain stoppers	3.16	ACTUAL SIZE REFERENCE	11.1
Shower drain strainers	3.18	Faucet washers	11.1
Shower heads & shower arms	3.18	O-rings	11.2
Shower diverters & flow controls	3.20	Faucet seats	11.4
Shower hoses & hose washers	3.20	Cartridges, faucet balls & diverters	11.11
Hand shower kits & mounting bracket	3.21	INDEX	V
Diverter bathcock , adapter & coupling kit	3.21	TERMS & CONDITIONS	IX
Shower curtain hooks, chain kit, rod & rod holders	3.21	CONTACT INFORMATION	X
Shower stall drain assemblies	3.22		
Tub waste & overflow components	3.23		


Product availability and configuration are subject to change without notice. Prices are subject to change without notice.

Master Plumber®

Price List

EFFECTIVE: JUNE 15, 2021

THE
RIGHT
PARTS.
RIGHT HERE.



masterplumber.ca

NUMERICAL PRICE LIST



Model Number	Page Number	List Price	Universal Product Code	Model Number	Page Number	List Price	Universal Product Code
.86	3.8	7.58	773497038008	171TH	1.42	19.77	773497031351
104K	1.41	9.67	773497046072	173	1.30	35.49	773497002726
104RK	1.41	21.70	773497061495	173K	1.31	23.37	773497038374
105RK	3.8	21.70	773497061501	174X	1.30	50.54	773497067848
106K	3.8	14.97	773497061075	181	1.30	37.33	773497027989
108K	1.41	24.82	773497061082	181B	1.30	46.32	773497028009
108L	1.41	11.05	773497068135	184A	1.30	43.45	773497002931
109AK	3.8	12.58	773497048175	184B	1.30	1.51	773497013753
109CK	3.8	27.73	773497047215	184	1.30	47.98	773497002924
109D	3.8	14.00	773497068142	186	1.30	49.54	773497015658
109K	3.9	21.17	773497061099	187C	1.31	33.95	773497038411
117	3.11	21.61	773497012633	190	1.43	23.96	773497002986
121	1.42	28.57	773497015221	191E	1.44	41.51	773497038381
122	1.42	11.12	773497002207	192	3.14	19.02	773497003044
123A	1.39	3.27	773497013357	195	3.14	18.81	773497003129
123B	1.39	9.15	773497002221	195A	3.15	19.81	773497003136
123BE	1.39	1.81	773497013364	195B	3.14	23.33	773497030200
124	1.39	11.22	773497002238	195C	3.15	3.83	773497038169
124B	1.39	3.49	773497013371	195D	3.14	52.97	773497028023
125	1.40	14.71	773497002245	195F	3.15	27.32	773497038282
126	1.40	20.03	773497002252	195G	3.5	4.69	773497013463
126B	3.5	5.75	773497002276	195H	3.13	4.64	773497035724
127	1.40	11.01	773497015238	195J	3.13	7.17	773497035007
127A	1.40	7.58	773497015245	195L	3.14	7.12	773497035014
127B	1.40	1.91	773497002306	195M	3.14	6.20	773497035021
127C	1.40	1.75	773497002313	195R	3.3	8.17	773497035038
137AK	1.37	12.94	773497031504	195T	3.3	10.93	773497035045
137BK	1.37	14.02	773497031511	196	3.15	15.65	773497003143
137CK	1.37	15.62	773497031528	196AA	3.16	14.50	773497013692
138AK	1.38	22.19	773497031535	196DA	3.16	12.91	773497015757
138BK	1.38	22.99	773497031542	196E	3.15	64.45	773497015764
138CK	1.38	18.92	773497031559	196Q	3.16	8.44	773497066308
139	1.38	10.31	773497013418	196QBN	3.16	10.85	773497066315
140	1.38	15.37	773497015276	196A	3.16	17.47	773497013685
141	1.37	16.36	773497039401	196B	3.16	15.44	773497013876
142	3.1	17.00	773497039418	196C	3.16	14.63	773497013883
144A	1.41	16.19	773497002405	196D	3.16	23.92	773497013890
145	1.41	14.68	773497015290	197	3.15	27.08	773497003228
145A	1.41	15.70	773497002429	197CBN	3.15	28.16	773497046058
151	1.42	13.75	773497027682	197A	3.15	40.20	773497013906
152	1.42	14.04	773497027675	197C	3.15	19.07	773497011650
155	1.43	14.04	773497027712	198EA	3.24	3.61	773497012893
156	1.43	15.07	773497027729	198W	3.23	31.79	773497028030
157K	3.10	11.16	773497043408	198	3.16	5.73	773497015795
162A	1.43	9.50	773497002566	198A	3.23	28.74	773497013920
162AA	1.43	2.38	773497013425	198C	3.23	3.02	773497003297
163	1.43	9.36	773497002573	199	3.24	9.18	773497015801
163A	3.13	5.45	773497002580	199AA	3.24	6.93	773497068715
163B	3.13	20.26	773497002597	199AS	3.24	2.90	773497012909
163E	1.43	1.80	773497013432	199AWSA	3.24	7.58	773497068500
163F	3.13	6.55	773497013449	199BA	3.24	6.36	773497068876
163G	1.43	2.90	773497013456	199BWSA	3.24	7.06	773497068548
163N	3.13	4.13	773497031566	199E	3.23	12.98	773497003365
164	1.38	21.62	773497002603	199L	3.6	4.59	773497013470
165	1.38	21.17	773497002610	199TT	3.23	32.95	773497012749
166A	3.4	24.82	773497015382	199TW	3.25	2.30	773497013487
167	1.38	29.41	773497002627	199C	3.24	2.46	773497003341
167B	1.39	20.02	773497002641	199D	3.23	2.03	773497003358
167C	3.4	19.24	773497002658	200BK	2.2	6.78	773497015825
167Q	3.4	40.25	773497047246	200CB	2.1	7.42	773497031580
168B	1.40	2.41	773497002665	200CP	2.2	5.13	773497015832
168C	1.41	2.30	773497002672	200CW	2.1	5.33	773497031597
171A	1.43	6.46	773497015412	200ELA	2.3	17.05	773497068555
171B	1.43	6.46	773497015429	200FK	2.2	6.78	773497003488
171TC	1.42	19.77	773497031344	200KHC	2.3	38.90	773497041190

NUMERICAL PRICE LIST



Model Number	Page Number	List Price	Universal Product Code	Model Number	Page Number	List Price	Universal Product Code
200MC	2.3	8.96	773497060917	218AK	2.10	24.45	773497047031
200MW	2.3	9.66	773497060924	218D	2.11	17.06	773497039494
200TL	2.1	7.64	773497015900	218E	2.11	17.06	773497039500
200W	2.2	4.22	773497003556	218F	2.11	2.76	773497046805
.200	2.1	7.14	773497003396	218FD	2.11	44.85	773497040759
201	2.1	9.47	773497003563	218PL	2.11	27.29	773497040995
201A	2.2	13.61	773497003570	.218	2.11	10.06	773497004010
201AK	2.2	5.10	773497015917	220	2.12	22.13	773497016112
201BK	2.2	4.04	773497003600	220A	2.12	22.34	773497016129
201BN	2.1	18.79	773497040315	220B	2.12	18.07	773497004041
201CK	2.2	6.68	773497003624	220C	2.12	19.80	773497016136
201CP	2.1	9.58	773497041206	220D	2.12	11.38	773497004065
201CW	2.1	8.22	773497041213	225D	2.16	36.22	773497066353
201ELA	2.3	17.29	773497068562	226	2.16	3.48	773497004119
201FL	2.3	24.00	773497040766	227	2.16	4.18	773497004126
201GK	2.2	6.68	773497003679	227B	2.17	12.66	773497066360
201KHC	2.3	34.08	773497041220	228E	2.13	21.31	773497004164
201R	2.3	39.08	773497040810	228FK	2.13	24.67	773497046980
201S	2.3	30.82	773497041022	228GK	2.13	11.44	773497044436
201T	2.3	20.38	773497038596	229	2.14	19.55	773497004201
201TC	2.4	57.98	773497066322	229A	2.14	1.73	773497004218
201TL	2.1	5.02	773497016044	229BK	2.13	24.31	773497047055
201VWK	2.4	16.72	773497059843	229J	2.13	23.28	773497031603
205	2.4	7.09	773497003808	229L	2.14	18.51	773497030545
206	2.4	6.42	773497003822	230	2.12	2.32	773497016150
206L	2.4	8.15	773497012343	230A	2.11	3.45	773497039517
207	2.4	3.27	773497003839	230AS	2.11	13.79	773497040377
207B	2.5	25.98	773497066339	230B	2.11	2.30	773497041664
207C	2.5	38.26	773497066346	231	2.12	2.54	773497016167
208	2.6	11.12	773497003846	231A	2.12	3.57	773497016174
209A	2.6	13.75	773497003860	231B	2.12	2.32	773497016181
209B	2.6	12.75	773497068579	231C	2.13	2.63	773497016198
209BF	2.6	4.41	773497003877	231D	2.13	2.55	773497016204
209C	2.6	5.67	773497039814	233	2.6	2.03	773497004317
209KH	2.6	41.79	773497041237	234	2.7	3.01	773497004324
210A	2.7	20.42	773497067213	234A	2.7	5.08	773497041251
210TK	2.10	14.76	773497047284	235	2.15	1.48	773497013760
211	2.7	22.08	773497003884	237	2.14	6.39	773497016228
211BCA	2.7	25.97	773497064267	239	2.13	4.64	773497004379
211FK	2.7	29.79	773497046973	240	2.14	5.24	773497016242
211L	2.7	22.61	773497041060	244	2.13	9.62	773497004430
212	2.9	12.01	773497003891	257KT	2.4	9.18	773497068159
212A	2.9	13.94	773497040353	258A	2.5	5.35	773497004560
212ELK	2.9	14.38	773497046942	258S	2.5	5.43	773497042821
212K	2.9	6.51	773497003907	258W	2.5	3.52	773497068586
213	2.10	4.27	773497003914	259S	2.5	3.05	773497041671
213A	2.9	5.43	773497035922	260AA	2.17	6.29	773497068883
213C	2.7	2.14	773497034628	260B	2.17	3.11	773497004683
213E	2.10	4.67	773497038572	260C	2.18	3.11	773497039593
213HL	2.8	9.73	773497040865	260D	2.18	5.70	773497047727
213KH	2.10	39.61	773497041244	260SW	2.18	2.20	773497016457
213L	2.8	6.07	773497038473	261A	2.18	5.83	773497068890
213PL	2.9	14.30	773497040971	263A	2.18	1.94	773497068593
214	2.8	3.67	773497003921	263CPA	2.18	3.57	773497068609
214A	2.9	3.43	773497003938	264	2.15	3.47	773497016495
214AA	2.9	3.27	773497003945	265	2.15	3.81	773497004775
214AL	2.9	4.48	773497038503	266A	2.15	2.48	773497016518
214BK	2.10	14.99	773497059867	267	2.10	3.48	773497004805
214C	2.10	5.39	773497016075	280	7.1	1.80	773497005017
214CP	2.8	17.88	773497043675	280A	7.1	1.81	773497012961
214D	2.10	4.21	773497030293	281	7.1	2.76	773497005024
214H	2.8	5.06	773497038480	281A	7.1	2.81	773497012978
214L	2.8	6.23	773497038497	282A	8.1	1.81	773497068616
214T	2.8	4.18	773497039760	282B	8.1	2.94	773497005048
215A	2.10	4.37	773497003976	282C	8.1	2.94	773497013210

NUMERICAL PRICE LIST

Model Number	Page Number	List Price	Universal Product Code	Model Number	Page Number	List Price	Universal Product Code
282D	8.1	2.94	773497005055	360X	7.1	2.04	773497067374
282EA	8.1	2.94	773497068623	365AX	7.3	7.32	773497067237
282GA	8.1	3.11	773497068906	365C	7.3	14.37	773497012886
282HA	8.1	3.11	773497068630	366AX	7.2	5.48	773497067244
282N	8.1	2.78	773497066636	366C	7.3	10.27	773497011964
282P	8.1	2.78	773497066643	367C	7.3	3.97	773497012008
287	2.16	32.44	773497024575	368	7.1	3.55	773497012046
289A	2.16	18.11	773497066391	368A	7.1	3.50	773497012053
289B	2.16	10.89	773497066407	369C	7.3	4.37	773497012091
290CP	8.2	5.19	773497016693	369G	7.3	5.65	773497012138
299	7.2	10.50	773497041114	370C	7.3	6.97	773497012176
299A	7.2	10.36	773497041121	371AX	7.4	2.83	773497067381
301	1.44	3.48	773497005208	371BX	7.4	4.71	773497067398
303	4.9	2.25	773497005239	372A	7.4	2.76	773497012244
303A	4.9	2.65	773497016785	372C	7.4	3.31	773497012251
303B	4.9	1.75	773497028566	372D	7.4	2.92	773497012268
305	4.1	3.24	773497016808	372E	7.4	3.55	773497012275
306	4.1	3.27	773497016815	372F	7.4	3.49	773497012282
307	4.1	2.44	773497005284	372G	7.4	4.67	773497012299
307B	4.1	7.40	773497016839	.372	7.4	3.31	773497012237
307D	4.1	2.76	773497005321	373	7.5	4.26	773497013197
308	4.2	2.14	773497005338	373A	7.5	5.29	773497013203
308C	4.3	3.79	773497031634	375C	7.4	7.16	773497013296
308D	4.3	10.18	773497068166	400A	1.34	10.09	773497005888
308SSM	4.4	9.50	773497042760	400C	1.35	15.41	773497039302
308SSMA	4.3	4.32	773497068173	400CATJ	1.32	7.87	773497068203
308SSMB	4.3	4.86	773497068180	400CATT	1.32	8.48	773497068210
308SSMC	4.4	5.40	773497068197	400D	1.34	7.02	773497040360
309	1.32	4.26	773497005345	400K	1.33	3.57	773497035953
310	1.32	4.46	773497005352	.400	1.33	4.46	773497005871
313	4.9	13.92	773497016884	401	1.33	4.22	773497005895
314	4.9	16.87	773497016891	401A	1.35	1.22	773497005901
316	4.10	25.41	773497016914	401K	1.33	3.32	773497035960
316A	4.10	27.95	773497016921	401S	1.35	1.56	773497017195
317	4.13	4.04	773497005444	401SW	1.35	1.79	773497034635
318	4.13	5.35	773497005451	401T	1.35	23.96	773497031368
318A	4.12	10.05	773497016938	401TA	1.36	7.70	773497031375
319	4.10	18.33	773497016952	401TS	1.36	8.19	773497031382
319A	4.10	27.13	773497016969	402	1.32	4.50	773497017201
320	4.10	20.42	773497016976	403	1.36	6.80	773497005932
321	4.10	21.67	773497016990	404X	1.36	6.54	773497067701
322	4.10	24.24	773497017003	406	1.37	7.44	773497017232
323	4.10	28.12	773497017010	407AX	1.36	9.53	773497067251
324	4.10	34.99	773497017027	407B	1.36	18.37	773497017263
327WPX	7.7	8.09	773497067855	407X	1.36	10.31	773497067268
332X	7.3	12.71	773497067862	408	1.36	8.64	773497006014
333X	7.3	9.95	773497067343	409X	1.36	3.75	773497067718
336X	7.3	14.97	773497067879	410X	1.36	3.63	773497067725
337X	7.2	18.42	773497067350	411A	1.37	10.25	773497017317
339	7.1	2.37	773497005758	411X	1.37	5.48	773497067275
341D	7.1	1.51	773497005796	412A	4.7	5.08	773497017324
342A	7.2	4.36	773497011735	412B	4.7	7.54	773497044429
342BX	7.2	7.26	773497067886	412X	1.37	6.08	773497067282
342CX	7.2	9.28	773497067367	413	4.6	23.09	773497006106
342X	7.2	6.52	773497068128	414	4.7	40.56	773497017331
344	4.8	6.17	773497030309	414A	4.7	32.60	773497017348
345CPA	4.8	35.16	773497046898	415	4.3	2.05	773497006137
345PLBN	4.8	39.64	773497066414	415A	4.3	2.52	773497017355
346	4.8	11.25	773497005857	417	3.16	3.55	773497017386
347	4.9	18.28	773497017188	418	4.4	6.55	773497006182
348BN	4.9	50.64	773497066421	419	4.4	6.55	773497006199
348CP	4.9	45.81	773497066438	419SSM	4.4	6.72	773497042807
354W	4.11	23.24	773497030460	420A	4.4	6.90	773497006212
355	4.11	8.80	773497030316	420C	4.4	7.89	773497006236
358	4.11	4.43	773497024568	420D	4.5	8.22	773497039166

NUMERICAL PRICE LIST



Model Number	Page Number	List Price	Universal Product Code	Model Number	Page Number	List Price	Universal Product Code
420E	4.5	14.01	773497039746	503	3.19	12.02	773497006892
420F	4.5	13.36	773497041299	503A	3.19	6.43	773497006908
420S	4.5	13.76	773497048137	503B	3.19	10.87	773497017805
.420	4.4	6.55	773497006205	503BN	3.19	13.60	773497041305
424	4.11	1.65	773497006274	503CA	3.20	1.73	773497068647
425	4.11	1.62	773497006281	503J	3.20	8.73	773497017829
426	4.12	5.10	773497006298	504	3.21	2.78	773497007011
427BL	4.5	35.23	773497061136	504C	3.22	4.32	773497007028
428	4.5	15.96	773497068722	505AK	3.18	19.27	773497031214
430	4.6	19.31	773497028504	505B	3.18	7.18	773497007042
431	4.6	35.09	773497068739	505BA	3.18	11.88	773497042784
437	4.8	23.66	773497017485	505BB	3.18	11.38	773497017867
438A	4.12	1.54	773497006410	507	3.19	37.86	773497017928
439A	4.13	1.61	773497006434	507A	3.19	19.07	773497017935
441	1.44	1.97	773497006465	508	3.22	8.35	773497007189
441A	1.45	1.88	773497006472	508B	3.22	3.83	773497012916
441B	1.45	2.22	773497006489	508C	3.22	6.15	773497012923
442	1.45	2.05	773497006496	509B	3.20	26.20	773497007219
443	4.6	2.41	773497017539	509BWC	3.20	17.69	773497018017
444	4.6	3.75	773497017546	510	3.22	8.27	773497007233
444A	4.6	1.91	773497006526	511	3.22	8.27	773497007240
445	4.7	7.01	773497006533	511BAA	3.21	8.95	773497067121
445B	4.7	7.41	773497068746	511C	3.20	19.27	773497018024
446	4.7	7.91	773497017553	511CS	3.20	21.48	773497018048
447	4.7	10.11	773497017560	511D	3.20	11.25	773497018055
449	4.13	4.18	773497006571	511E	3.20	12.77	773497007318
450	4.13	4.93	773497006588	511K	3.22	26.43	773497066445
451	4.8	1.27	773497006601	511L	3.22	30.16	773497066452
452	4.13	3.61	773497006618	511RW	3.20	1.61	773497012985
453	4.13	3.74	773497006625	511SH	3.21	12.99	773497018079
454	1.31	21.57	773497006632	511SP	3.21	7.66	773497031740
454WX	1.31	21.57	773497067299	511WBC	3.21	25.49	773497034642
456	1.31	11.47	773497006656	513	1.44	10.90	773497007370
456A	1.31	3.41	773497006663	514	1.44	2.40	773497007387
456CP	1.31	11.47	773497038466	514A	1.44	2.40	773497007394
456W	1.31	11.47	773497013180	515	1.44	2.92	773497018116
460	4.13	3.31	773497017645	517	1.44	2.40	773497007424
469	1.34	5.57	773497042838	521A	6.2	7.54	773497047086
470X	1.34	9.85	773497067732	522X	8.2	10.74	773497067305
471	1.33	4.32	773497039227	525	7.5	5.99	773497007516
.472	1.34	4.59	773497039234	526	7.5	5.97	773497007523
.474	1.34	10.61	773497039241	526A	7.6	5.80	773497013500
475	1.34	13.68	773497039258	527	7.5	5.02	773497007530
.476	1.34	16.07	773497039265	528	7.5	6.15	773497007547
477	1.35	17.78	773497039272	528A	7.6	7.02	773497013517
478	1.35	19.52	773497039289	528B	7.6	8.27	773497013524
.479	1.35	17.13	773497039296	529	7.6	7.89	773497007554
480	1.32	14.18	773497030217	529A	7.6	6.75	773497007561
481	1.33	14.18	773497030224	529B	7.5	13.80	773497007578
485	1.34	11.98	773497039463	529C	7.5	17.57	773497018192
486	1.34	11.98	773497039470	529D	7.6	8.13	773497007592
491	1.33	5.83	773497017683	529E	7.6	8.94	773497007608
492	1.33	5.96	773497017690	529F	7.6	8.60	773497018208
498	1.31	191.95	773497031429	529G	7.6	8.47	773497018215
499A	1.31	223.36	773497068913	530	7.7	6.66	773497007639
500A	4.2	4.18	773497024544	531	8.2	2.02	773497007646
500B	3.18	4.77	773497024551	531A	8.2	9.67	773497031665
.500	3.17	3.83	773497017737	531B	8.2	13.63	773497031672
501A	3.17	4.14	773497017744	531C	8.3	12.07	773497031689
501B	4.2	2.06	773497006847	531D	8.3	15.58	773497039203
501C	4.1	3.61	773497017751	531DA	7.7	13.06	773497039555
.501	3.17	2.18	773497006823	531DF	7.7	11.67	773497028467
502HS	3.18	2.68	773497006885	531E	8.3	15.50	773497031696
502HSM	3.18	13.60	773497042814	531EL	8.3	3.83	773497038404
.502	4.2	2.34	773497006861	531FW	8.2	3.57	773497007707

NUMERICAL PRICE LIST

Model Number	Page Number	List Price	Universal Product Code	Model Number	Page Number	List Price	Universal Product Code
531G	8.3	21.99	773497039197	655	3.13	4.52	773497018505
531KT	8.3	23.85	773497039661	656	3.13	4.08	773497018512
531RW	8.2	3.18	773497024582	659	1.23	2.58	773497028511
532	8.3	4.88	773497007714	659A	1.24	2.58	773497028528
532B	8.3	53.59	773497039135	665B	4.9	25.94	773497012947
533A	4.2	1.65	773497007738	666	4.9	28.14	773497008803
534A	4.2	1.75	773497007752	700KX	1.17	124.86	773497067404
535A	4.2	1.79	773497007776	700X	1.17	293.05	773497067312
536A	3.17	1.63	773497007790	715	1.24	138.99	773497018727
537A	3.17	1.88	773497007813	716	1.24	73.51	773497018734
538A	3.17	1.91	773497007837	717	1.27	2.06	773497018741
539A	3.17	2.06	773497007851	721	1.25	5.80	773497009107
540A	3.18	1.97	773497007875	723	1.25	5.80	773497009121
545WP	4.14	5.93	773497035052	724	1.25	5.80	773497009138
595	8.4	4.42	773497066469	725	1.25	5.80	773497018796
597	8.4	33.85	773497066728	726	1.25	5.80	773497018802
597A	8.4	43.57	773497059874	732	1.26	6.15	773497018864
597B	8.4	50.68	773497059898	733	1.30	80.31	773497018901
597C	8.4	70.07	773497059904	737	1.28	7.04	773497018949
597D	8.4	106.37	773497059911	737T	1.29	8.91	773497031399
597E	8.4	121.66	773497059928	738T	1.29	6.69	773497031405
597F	8.4	33.83	773497059935	742	1.21	133.32	773497019007
597G	8.4	28.96	773497059942	744	1.21	63.13	773497019021
600	1.28	2.78	773497008087	746	1.21	77.70	773497019045
601	1.28	3.29	773497008094	747	1.19	23.66	773497019083
605	1.17	1.69	773497008179	749	1.19	23.66	773497009497
606	1.18	2.32	773497008186	.750	1.20	22.24	773497009527
607	1.18	2.32	773497008193	767T	1.29	5.41	773497031412
608	1.18	2.32	773497008209	775F	1.22	2.34	773497013678
609	1.18	2.32	773497008216	781	1.16	411.40	773497020133
610	1.18	2.57	773497008223	789	1.21	4.52	773497027538
611	1.18	2.88	773497013531	790	1.21	2.21	773497020157
612	1.18	2.65	773497013548	791	1.21	2.78	773497020164
614	1.19	2.22	773497013579	795	1.17	6.26	773497010592
615	1.19	2.22	773497008278	795A	1.17	5.96	773497068227
616	1.19	2.06	773497008285	796	9.1	11.44	773497030330
617	1.19	2.32	773497008292	807ABN	4.15	62.93	773497068517
618	1.20	2.32	773497013586	807AC	4.15	58.58	773497068524
619	1.20	2.32	773497013593	81	3.8	7.58	773497037902
620	1.20	2.57	773497013609	815	3.21	30.27	773497030286
621	1.20	2.38	773497013616	.900	5.1	26.58	773497020201
621A	1.20	3.55	773497013623	901A	5.1	26.55	773497030910
622	1.20	4.14	773497013630	901B	5.1	54.01	773497068654
623	1.19	3.39	773497008353	902A	5.1	104.79	773497068920
624	1.20	3.39	773497008360	903	5.1	8.04	773497013654
627	1.28	3.39	773497008391	904	5.1	18.02	773497013661
628	1.28	2.56	773497008407	904K	5.1	10.34	773497061983
629	1.29	2.18	773497008414	905A	5.1	49.87	773497068661
632	1.29	2.20	773497008445	906AA	5.2	108.65	773497068937
634A	1.29	4.18	773497018437	906AB	5.1	115.13	773497068944
636	4.12	1.45	773497018444	908	5.2	17.61	773497020263
637	4.12	1.45	773497018451	911	5.2	95.37	773497020294
639	1.22	1.89	773497008520	912	5.2	177.17	773497020300
640	1.23	1.89	773497008537	922	5.2	5.80	773497020409
641	1.23	1.89	773497008544	923	5.2	10.36	773497020416
642	1.22	1.89	773497008551	925	5.2	7.80	773497020430
643	1.23	2.04	773497008568	926K	5.2	44.00	773497047734
644	1.23	1.89	773497008575	927K	5.2	33.62	773497047741
645	1.23	1.89	773497008582	928K	5.3	39.13	773497047758
.646	1.23	1.89	773497008599	950	5.3	38.22	773497028610
.647	1.22	1.98	773497008605	951	5.3	38.22	773497028627
648	1.23	1.89	773497008612	952A	5.3	112.55	773497068951
.649	1.22	1.96	773497008629	953A	5.3	89.35	773497068968
650	1.23	1.96	773497008636	954	5.3	20.24	773497028658
651K	1.23	10.96	773497061044	955A	5.3	76.51	773497068975

NUMERICAL PRICE LIST



Model Number	Page Number	List Price	Universal Product Code	Model Number	Page Number	List Price	Universal Product Code
956	5.3	15.02	773497030248	CU-2K	3.2	25.33	773497014279
958	5.3	6.85	773497061990	CU-3	3.2	40.05	773497000425
970AX	1.45	50.14	773497068814	CU-4	3.2	37.64	773497000432
1030	9.2	9.28	773497041701	CU-8X	1.5	16.57	773497067787
1036	9.2	6.94	773497011216	CU-9X	1.5	16.58	773497067794
1036C	9.2	8.64	773497028597	CU-10X	3.2	2.96	773497067480
1039	9.2	18.15	773497066278	CU-11X	1.5	4.76	773497067497
1110	10.2	9.39	773497039432	CU-12	3.3	4.72	773497014231
1119	10.4	9.77	773497011698	CU-13X	3.3	4.86	773497067503
1121C	10.4	22.82	773497068487	D-1	1.6	7.25	773497000531
1121D	10.4	25.11	773497068494	D-2A	1.6	7.70	773497000555
1122F	10.2	10.71	773497011421	D-4A	1.6	13.69	773497000586
1130	10.2	33.68	773497066285	D-6	1.6	6.29	773497014378
1131	10.2	13.24	773497066605	D-8	1.6	27.80	773497013319
1138	10.3	16.46	773497039449	D-9	1.6	3.02	773497000654
1138A	10.3	12.66	773497038336	D-10	1.22	3.24	773497014347
1141	10.3	8.10	773497015160	D-11	1.22	3.12	773497000685
1145	10.3	5.58	773497013005	D-12A	1.6	10.81	773497068678
1450	6.1	26.01	773497027569	D-13	3.3	34.98	773497013326
1451	6.1	29.02	773497027576	D-14	1.6	2.83	773497014354
1452	6.1	33.19	773497027583	D-15	1.6	10.52	773497012503
1456	6.1	36.00	773497027606	D-16	1.7	5.40	773497014361
1459	10.4	12.52	773497027613	D-20	3.3	32.28	773497030194
1460	6.1	42.01	773497027620	D-21A	3.3	108.64	773497068685
1461	6.1	61.23	773497027637	D-25	3.4	147.47	773497040216
1465	6.2	28.79	773497027804	D-25A	3.4	147.61	773497047482
1467	6.2	57.23	773497027828	D-26	3.4	106.75	773497040230
1476	6.2	14.98	773497027651	D-27	3.4	436.39	773497040629
AD-3X	3.1	25.20	773497067893	D-28	1.7	31.87	773497046553
AD-4X	3.1	25.20	773497068029	D-29	1.7	37.65	773497046560
AD-5X	1.1	19.05	773497067909	D-31X	1.7	36.83	773497046676
AD-6X	1.1	19.05	773497068036	D-32X	1.7	36.83	773497046690
AD-7	3.1	42.41	773497040544	D-33	1.7	69.02	773497047499
AD-9	1.1	30.09	773497040582	D-36	1.7	16.54	773497068692
AS-1	1.1	12.43	773497000012	E-1X	1.7	10.04	773497067527
AS-1A	1.1	5.92	773497013975	E-2A	1.8	44.31	773497014392
AS-2	1.2	1.63	773497000036	E-4X	1.8	10.66	773497044603
AS-3X	1.2	4.89	773497067411	E-10AA	3.5	125.95	773497013333
AS-6	1.2	2.42	773497000067	E-11B	3.5	27.60	773497068708
AS-8	3.1	90.54	773497030187	E-12	3.5	18.60	773497000838
AS-9	1.1	12.43	773497031443	E-12A	3.5	31.87	773497012510
B-1	3.2	65.91	773497014033	E-13X	1.8	5.39	773497043897
BE-1X	1.2	15.73	773497067916	E-14	3.6	6.37	773497000852
BE-2X	1.2	15.73	773497067923	E-16X	1.8	7.04	773497044597
CB-1X	1.3	39.72	773497043873	E-21X	1.8	24.29	773497062010
CB-2X	1.3	39.72	773497043880	E-22	3.5	39.49	773497013340
CB-3X	1.3	42.65	773497044566	E-25X	1.8	13.15	773497043927
CB-4X	1.3	42.65	773497044573	G-7	3.6	34.87	773497000920
CR-1	1.3	28.72	773497000166	G-8	3.6	31.53	773497000937
CR-1KX	1.3	19.12	773497067459	G-13KX	1.9	2.81	773497067329
CR-2	1.3	28.72	773497000180	G-14KX	1.9	3.08	773497067534
CR-2KX	1.3	19.12	773497067466	G-16	3.6	45.13	773497014491
CR-3KX	1.4	4.44	773497067763	G-17	3.6	45.13	773497014507
CR-4KX	1.4	4.44	773497067770	G-18	3.7	44.29	773497014514
CR-7KX	1.4	81.03	773497067930	G-19	1.9	4.41	773497001064
CR-9KX	1.4	26.58	773497067473	G-21	3.7	4.50	773497001071
CR-10KX	1.4	30.01	773497067428	GU-1	1.9	11.38	773497060931
CR-11KX	1.4	11.10	773497067749	GU-2	1.9	6.80	773497060948
CR-12KX	1.4	11.10	773497067756	GU-3	1.9	11.86	773497060955
CR-13KX	1.4	21.57	773497067435	GU-4	1.9	11.86	773497060962
CR-14KX	1.4	5.20	773497067442	J-1X	1.10	12.07	773497067541
CR-15	1.4	19.54	773497014132	J-2X	1.10	12.07	773497067558
CR-16	1.5	2.46	773497000371	J-3X	1.10	4.80	773497067565
CU-1X	1.5	10.51	773497067510	J-4X	3.7	10.06	773497067572
CU-2BK	3.2	38.76	773497014262	J-5X	1.10	5.92	773497067589

NUMERICAL PRICE LIST

Model Number	Page Number	List Price	Universal Product Code	Model Number	Page Number	List Price	Universal Product Code
KH-1	1.10	50.26	773497041312	Q208C	2.6	0.47	773497020935
KH-2	1.10	50.26	773497041336	Q209BF	2.6	1.50	773497020942
KH-3	1.10	53.20	773497041787	Q213A	2.9	4.88	773497038602
KH-4	1.10	54.29	773497041794	Q213L	2.8	5.08	773497038619
KH-5	1.11	43.76	773497041800	Q214EK	2.8	4.62	773497047000
KH-6K	1.11	15.61	773497068234	Q214L	2.8	5.25	773497038664
KH-7K	1.11	15.61	773497068241	Q219	2.12	38.81	773497022151
KH-10	3.7	171.42	773497041329	Q222	2.15	1.80	773497004072
KH-11	3.7	132.63	773497041770	Q222B	2.15	13.14	773497021567
MO-10K	3.8	79.98	773497068258	Q224	2.17	2.94	773497022564
MO-189	3.8	44.95	773497068531	Q225	2.17	3.78	773497022571
MO-1K	1.11	20.13	773497061105	Q225A	2.17	5.96	773497039616
MO-2K	1.11	32.48	773497061112	Q225B	2.17	5.12	773491038172
MO-3K	1.11	20.41	773497061129	Q225C	2.17	6.61	773497036561
MU-9	3.9	22.37	773497001279	Q226	2.16	2.40	773497022649
MU-10	3.9	24.46	773497014576	Q227	2.16	3.56	773497022670
MU-11	3.9	36.20	773497014583	Q227A	2.17	6.27	773497025022
MU-12	3.9	36.20	773497014590	Q228GK	2.13	9.98	773497044443
MU-13X	1.11	2.83	773497067596	Q228J	2.14	24.93	773497038688
MU-14	1.11	4.44	773497014606	Q228MT	2.14	30.82	773497038909
MX-1	3.7	49.22	773497037865	Q229A	2.14	0.82	773497028757
PF-18	3.9	133.99	773497040094	Q229G	2.15	0.47	773497029310
PF-19	1.12	39.54	773497040117	Q229T	2.14	7.12	773497036622
PF-5	3.9	40.60	773497012541	Q230A	2.11	2.16	773497038916
Q98	3.6	86.57	773497028481	Q233	2.7	1.26	773497032648
Q113	1.37	73.29	773497044894	Q234	2.7	2.20	773497021604
Q123B	1.39	15.39	773497023103	Q251	2.14	4.34	773497038923
Q123BE	1.39	0.28	773497020720	Q257A	2.15	0.60	773497039845
Q124	1.39	19.45	773497023110	Q258	2.5	1.56	773497023530
Q127	1.40	0.40	773497023127	Q260B	2.17	1.31	773497032761
Q127A	1.40	0.26	773497023134	Q282F	8.1	2.12	773497025084
Q137D	1.37	0.65	773497023158	Q285	2.15	20.72	773497023592
Q146	3.10	33.19	773497034529	Q287B	2.16	7.33	773497068753
Q151	1.42	20.21	773497031146	Q288	2.15	10.11	773497023608
Q151C	1.42	2.14	773497032235	Q289	2.16	38.62	773497036752
Q151H	1.42	2.14	773497032242	Q299A	7.2	9.83	773497041107
Q164C	1.38	0.37	773497043415	Q301	1.44	1.22	773497028764
Q164H	1.38	0.37	773497032310	Q307A	4.1	0.34	773497023622
Q167E	1.39	22.45	773497035830	Q307B	4.1	0.16	773497028771
Q167F	3.4	26.70	773497030767	Q308A	4.3	1.01	773497036813
Q167G	3.4	23.25	773497036325	Q308B	4.3	1.09	773497036820
Q167P	3.4	25.41	773497039050	Q308SSMA	4.3	1.78	773497046720
Q168	1.40	0.67	773497029143	Q308SSMB	4.3	2.32	773497046768
Q168A	1.41	0.76	773497029150	Q308SSMC	4.4	3.21	773497046782
Q181D	1.30	23.75	773497042463	Q310	1.32	3.59	773497032976
Q195N	1.16	3.45	773497036349	Q341D	7.1	0.22	773497025176
Q197F	3.15	107.51	773497020904	Q350	4.1	321.85	773497023660
Q198D	3.23	1.37	773497029235	Q357	4.1	132.10	773497023677
Q198E	3.24	0.62	773497028092	Q360X	7.2	1.24	773497067602
Q198G	3.5	7.69	773497038831	Q400	1.33	3.72	773497023684
Q198N	4.8	3.24	773497020911	Q401C	1.35	0.39	773497020980
Q198P	4.8	0.49	773497020928	Q401D	1.35	1.29	773497020997
Q198TT	3.23	17.91	773497027514	Q420BK	4.4	9.03	773497038695
Q199BR	3.23	3.21	773497021413	Q426	4.12	1.09	773497033423
Q199SBN	3.24	1.65	773497041374	Q427NS	4.5	27.66	773497059805
Q199W	3.23	1.36	773497035731	Q427S	4.5	24.42	773497059812
Q200TL	2.1	6.58	773497030859	Q428	4.5	16.78	773497022175
Q200W	2.2	3.61	773497023325	Q428S	4.5	43.12	773497048120
Q201MC	2.4	7.87	773497038862	Q429	4.6	18.30	773497021680
Q206	2.4	2.86	773497024988	Q431	4.6	59.70	773497023707
Q206B	2.5	0.73	773497023394	Q432	4.6	31.84	773497022199
Q206C	2.5	0.49	773497023400	Q432A	4.6	45.61	773497012480
Q206L	2.5	3.78	773497021475	Q433A	4.12	0.34	773497021017
Q207	2.4	1.24	773497036486	Q434	4.12	0.16	773497023738
Q208B	2.6	0.73	773497030170	Q435	4.12	0.29	773497025190

NUMERICAL PRICE LIST



Model Number	Page Number	List Price	Universal Product Code	Model Number	Page Number	List Price	Universal Product Code
Q436	4.8	0.68	773497023745	Q671	4.11	54.27	773497038534
Q437	4.8	0.24	773497023752	Q672	4.11	27.09	773497038541
Q438	4.12	0.26	773497023769	Q714C	10.1	105.52	773497025244
Q439	4.13	0.26	773497023776	Q717	1.27	0.20	773497027484
Q441B	1.45	0.59	773497023813	Q718	1.27	0.22	773497025251
Q442	1.45	1.37	773497023820	Q719	1.28	0.31	773497025268
Q442FL	1.45	1.92	773497043354	Q720	1.26	0.16	773497025275
Q445B	4.7	4.12	773497029457	Q720A	1.26	0.16	773497021062
Q446A	4.7	14.11	773497021710	Q721	1.25	0.22	773497021079
Q450Z	4.13	2.22	773497030552	Q722	1.26	0.26	773497025282
Q484	1.32	1.78	773497033485	Q722A	1.26	0.20	773497025299
Q488	1.33	13.49	773497041145	Q722B	1.26	0.22	773497024483
Q489	1.32	22.23	773497044740	Q723	1.25	0.22	773497024193
Q493	1.32	9.94	773497036967	Q723A	1.26	0.36	773497040698
Q501	3.17	1.29	773497033539	Q724	1.25	0.22	773497021086
Q501B	4.2	1.03	773497033546	Q727	1.25	0.22	773497021093
Q503B	3.19	10.09	773497035533	Q727A	1.25	0.22	773497021109
Q503SA	3.20	14.35	773497021048	Q728	1.24	0.22	773497025329
Q505AK	3.18	18.78	773497031207	Q728A	1.24	0.26	773497021116
Q505BATAK1	3.14	22.84	773497048861	Q729A	1.26	0.22	773497025343
Q505BATAK1BN	3.14	29.18	773497066704	Q730	1.24	0.22	773497025350
Q505BATAK2	3.14	36.42	773497048878	Q730A	1.24	0.22	773497024490
Q505BATAK2BN	3.14	48.22	773497066711	Q732C	1.28	0.68	773497025398
Q505C	3.18	36.36	773497029471	Q732D	1.26	0.29	773497029594
Q505D	3.19	50.56	773497023899	Q732E	1.27	0.29	773497025404
Q505FR	3.19	0.36	773497021055	Q732F	1.27	0.24	773497025411
Q506	3.19	12.87	773497046393	Q732G	1.27	0.29	773497028726
Q511RW	3.21	0.20	773497029488	Q732H	1.28	0.87	773497029600
Q511SP	3.21	6.85	773497033645	Q732J	1.27	0.24	773497029624
Q522KT	8.2	28.00	773497039968	Q732K	1.27	0.24	773497029631
Q525	7.5	5.24	773497023943	Q732L	1.27	0.26	773497029648
Q526	7.5	5.24	773497023950	Q732N	1.28	0.87	773497029655
Q529	7.6	7.42	773497023981	Q732R	1.24	0.16	773497029662
Q531	8.2	0.12	773497023998	Q732S	1.24	0.16	773497025428
Q531DF	7.7	10.27	773497021741	Q732T	1.24	0.16	773497025435
Q531H	8.3	129.50	773497013302	Q735	1.29	0.22	773497029686
Q531RW	8.2	0.16	773497037117	Q737	1.29	0.26	773497024209
Q532A	8.3	16.41	773497024001	Q739	1.29	0.22	773497029716
Q534	4.2	0.62	773497022366	Q741	1.29	0.22	773497024216
Q535	4.2	0.68	773497024025	Q747	1.19	0.24	773497024223
Q536	3.17	0.68	773497024032	Q748	1.19	0.24	773497024230
Q537	3.17	0.68	773497024049	Q750	1.20	0.24	773497024254
Q544A	4.14	9.53	773497007882	Q753	1.20	0.24	773497024285
Q545	4.14	10.20	773497007899	Q757	1.18	0.22	773497024308
Q546	4.14	11.38	773497007905	Q759	1.18	0.24	773497024322
Q547	6.2	6.58	773497021734	Q760	1.18	0.24	773497024339
Q548	4.14	18.51	773497022236	Q767	1.28	0.43	773497028788
Q548B	4.14	20.69	773497007929	Q775A	1.21	0.24	773497024506
Q549	4.15	22.61	773497022243	Q775B	1.22	0.36	773497024513
Q550	4.14	23.54	773497007943	Q775C	1.22	0.36	773497029808
Q551	4.15	32.46	773497007950	Q775E	1.22	0.37	773497029822
Q563A	3.22	421.71	773497024124	Q790	1.21	0.89	773497037421
Q566	3.21	187.94	773497024131	Q791	1.21	0.86	773497034994
Q567	3.22	65.45	773497011667	Q792	1.21	0.68	773497037438
Q568A	3.21	11.03	773497039586	Q796A	9.1	1.58	773497029976
Q589	8.4	2.70	773497021789	Q796B	9.1	2.10	773497029983
Q594	1.41	1.65	773497029495	Q800	1.45	147.38	773497021796
Q604	9.1	5.20	773497034581	Q801	1.45	72.32	773497024391
Q616T	1.19	0.58	773497045730	Q903	5.1	7.44	773497021840
Q651A	1.26	0.16	773497029556	Q906B	5.2	46.67	773497037445
Q651B	1.27	0.29	773497025237	Q970B	1.46	4.67	773497045792
Q660	4.10	37.27	773497022588	Q970C	1.46	27.19	773497035854
Q662	4.11	28.52	773497022595	Q970X	1.45	85.93	773497067961
Q663	4.11	39.93	773497022601	Q1015	9.1	3.61	773497022380
Q669	4.11	57.86	773497024179	Q1016	9.1	12.73	773497022908

NUMERICAL PRICE LIST

Model Number	Page Number	List Price	Universal Product Code	Model Number	Page Number	List Price	Universal Product Code
Q1023	9.2	4.70	773497022403	QW-20X	1.16	12.75	773497044665
Q1031A	9.2	5.38	773497022397	QW-21X	1.16	12.75	773497044313
Q1031B	9.2	22.83	773497022922	S-11	3.10	3.88	773497001538
Q1031H	9.1	4.88	773497021888	S-6	3.10	59.84	773497014811
Q1032	9.1	20.56	773497024728	S-6K	3.10	26.39	773497001460
Q1034	9.1	22.67	773497021895	S-7	3.10	59.84	773497014828
Q1037	9.1	5.43	773497022946	S-7K	3.10	28.12	773497001484
Q1038	9.2	22.96	773497031948	S-8KX	1.12	6.50	773497067664
Q1070	9.2	20.01	773497022410	S-9KX	3.10	4.90	773497067671
Q1076	9.2	20.01	773497022427	SY-2	3.11	329.94	773497014880
Q1081	9.3	20.01	773497032037	SY-4	3.11	146.40	773497014903
Q1084	9.3	20.01	773497024759	SY-5	3.11	205.03	773497014910
Q1103A	10.1	111.43	773497022441	SY-6	3.11	20.99	773497014927
Q1103B	10.1	129.23	773497022458	T-1	1.12	29.23	773497031245
Q1108	10.1	16.34	773497022465	T-10	1.13	162.42	773497035700
Q1108A	10.1	21.83	773497021949	T-11	1.13	162.42	773497035717
Q1108B	10.1	26.89	773497021956	T-19	1.14	11.84	773497031337
Q1108C	10.1	7.24	773497013722	T-2	1.13	29.23	773497031252
Q1108D	10.1	9.62	773497013739	T-3	1.13	25.91	773497031269
Q1108E	10.1	13.01	773497013746	T-4	1.13	25.91	773497031276
Q1109A	10.1	2.81	773497011681	T-5	1.13	26.68	773497031283
Q1111	10.2	7.69	773497011346	T-6	1.13	26.68	773497031290
Q1116	10.2	56.92	773497012497	T-7	1.13	138.88	773497031306
Q1118	10.2	71.49	773497022007	T-8	1.13	138.88	773497031313
Q1123	10.2	40.29	773497022014	T-9	1.13	87.85	773497031320
Q1124	10.2	32.67	773497024797	UB-1	1.14	8.13	773497041596
Q1126	10.3	1.06	773497022663	UB-12	1.14	10.21	773497041619
Q1127	10.3	2.76	773497022502	UB-2	1.14	8.13	773497041633
Q1128A	10.3	5.02	773497022991	UB-3X	1.14	24.24	773497067947
Q1128B	10.3	5.85	773497023004	UB-4X	1.14	24.24	773497067954
Q1128C	10.3	8.47	773497023011	V-1	1.14	12.10	773497001590
Q1128D	10.4	10.29	773497041008	V-2	1.14	6.15	773497001606
Q1136	10.2	20.78	773497022038	V-3	1.15	8.98	773497001613
Q1140	4.14	6.03	773497023035	V-4	1.15	4.37	773497001637
Q1146	10.3	9.36	773497011506	V-6X	1.15	29.23	773497067336
Q1166	10.4	14.91	773497022045	V-7	1.15	8.00	773497014941
Q1167	10.4	14.35	773497022052	W-10	3.12	36.48	773497001972
Q1450G	6.1	3.05	773497036172	W-11	3.13	30.31	773497001989
Q1453	6.1	41.99	773497044726	W-12X	1.15	5.61	773497044351
Q1455G	6.1	3.06	773497036189	W-13X	3.13	6.59	773497044672
Q1482	6.2	4.17	773497036226	W-15X	1.16	5.85	773497044689
Q1483	6.2	6.31	773497036233	W-1KX	1.15	8.50	773497067688
Q1484	6.2	10.42	773497036240	W-20X	1.16	12.70	773497044375
Q1650	4.14	45.82	773497011636	W-21X	1.16	12.71	773497044399
Q1651	4.14	66.77	773497047208	W-2KX	1.15	8.50	773497067695
QCU-10X	3.2	1.06	773497067619	W-7	3.12	22.64	773497001941
QCU-12	3.3	2.03	773497034079	W-8	3.12	25.57	773497001958
QCU-2B	3.2	6.34	773497035755	W-9	3.12	31.36	773497014989
QD-23	3.3	41.30	773497039937	WA-11X	3.12	5.39	773497044412
QE-10C	3.5	13.65	773497020454	WA-12	1.17	5.12	773497015023
QE-13KX	1.8	1.03	773497067626	WA-1KX	3.11	24.37	773497067800
QE-13X	1.8	2.38	773497044238	WA-2KX	3.12	24.37	773497067817
QE-14KX	3.6	3.22	773497067633	WA-3KX	1.17	28.60	773497067824
QE-1X	1.7	9.47	773497067640	WA-4KX	1.17	28.60	773497067831
QE-25X	1.9	12.46	773497044269	WA-5	3.12	32.81	773497001743
QE-3CX	1.8	15.26	773497067657	WA-6	3.12	45.39	773497001750
QE-4X	1.8	10.25	773497044641	WA-7	3.12	52.75	773497001767
QJ-4A	3.7	1.06	773497030156				
QMU-10A	3.9	44.71	773497039838				
QPF-20	1.12	43.26	773497040148				
QPF-21	1.12	15.04	773497040162				
QPF-22	1.12	15.04	773497040186				
QV-8	3.11	5.61	773497034420				
QW-12KX	1.16	1.19	773497068043				
QW-12X	1.15	2.51	773497044283				

**Master
Plumber.**

masterplumber.ca

A MASCO COMPANY

MASCO CANADA LIMITED
350 SOUTH EDGEWARE RD.
ST. THOMAS, ON N5P 4L1
1.800.267.6040

D-36

DELTA® FAUCET CARTRIDGE



- OEM RP60400
- Diamond® valve for two handle faucets



See **Actual Size**
REFERENCE

KH-6K

FAUCET CARTRIDGE - HOT



- Replacement for Kohler® Coralais®
- Fits 2 handle faucets



See **Actual Size**
REFERENCE

KH-7K

FAUCET CARTRIDGE - COLD



- Replacement for Kohler® Coralais®
- Fits 2 handle faucets



See **Actual Size**
REFERENCE

795A

FAUCET REPAIR KIT



- 30 piece assortment
- For 2 and 3 handle faucets

.750

FLAT FAUCET WASHERS - 19/32" OD



- 1/4 L
- 1/8" thick
- Multi-pack - 100 piece

See **Actual Size**
REFERENCE

186

WALTEC® TUBULAR SPOUT -14"



- OEM 76546-1
- Includes aerator and nylon ring
- New Style



400CATJ

CACHE® FAUCET AERATOR KIT - TJ



- M18.5 male - TJ series
- 1.0 GPM / 3.8 L/min
- Includes installation/removal tool

400CATT

CACHE® FAUCET AERATOR KIT - TT



- M16.5 male - TT series
- 1.5 GPM / 5.7 L/min
- Includes installation/removal tool

140

HANDLE KIT - ACRYLIC



- Replacement for Cuthbert™ Nova™
- Includes index buttons and screw

104K

HANDLE KIT - ACRYLIC



- Replacement for Moen® 14926
- Includes handle, index button and mounting screw
- For single handle lavatory faucet

108L HANDLE KIT - ACRYLIC



- Replacement for Moen® Chateau® 96791
- Includes handle, index button, adapter and mounting hardware
- For single handle lavatory and tub and shower faucets

191E UNIVERSAL HANDLE KIT - METAL



- Includes adapters, screws and allen wrench
- Chrome plated

513 CROSS HANDLE SET - METAL



- Includes allen wrench
- Chrome plated

257KT TOILET BOLT AND CAP SET



- 5/16" X 2-1/4" Stainless Steel Bolts
- Includes 2 bolts, 2 nuts, 2 washers and 2 caps

MO-10K TUB & SHOWER CARTRIDGE



- Replacement for Moen® 1222
- Fits single handle, Posi-temp® models

See **Actual Size**
REFERENCE

MO-189 TUB AND SHOWER FAUCET TRIM KIT - CHROME



- Replacement for Moen® Chateau®
- Clear handle with long/shallow broach
- Includes escutcheon and tube

109D SHOWER HANDLE KIT - CHROME



- Replacement for Moen® single handle faucets
- Fits Moen® #1200, #1225, and #1222 cartridges

197CBN DIVERTER TUB SPOUT - 1/2" NOM - SLIP ON



- Connects at wall end
- Use with copper pipe
- Includes hex key
- Brushed Nickel



503A SHOWER ARM AND FLANGE - 6" - CHROME



- 1/2" IPS x 6" length
- Chrome-plated ABS shower arm
- Chrome plated metal flange

308D UNIVERSAL SINK STRAINER



- Fits over most bathroom sink and tub drains
- 3-1/2" OD
- Brushed nickel

807ABN

SOAP DISPENSER ASSEMBLY - BRUSHED NICKEL



- Universal fit
- 500 ml capacity
- Brushed nickel

807AC

SOAP DISPENSER ASSEMBLY - CHROME



- Universal fit
- 500 ml capacity
- Chrome

1121C

TUBE CUTTER - CLOSE QUARTER - 1/2"



- For 1/2" nom / 5/8" OD tubing
- Auto-tensioning

1121D

TUBE CUTTER - CLOSE QUARTER - 3/4"



- For 3/4" nom / 7/8" OD tubing
- Auto-tensioning



FITS AQUADIS® PRODUCTS

AD-3X

FAUCET CARTRIDGE - HOT



- Replacement for Aquadis® RP-BA12HOT
- 1/2" ceramic
- For 8" faucets and 4 piece roman tub faucets



See Actual Size REFERENCE

AD-4X

FAUCET CARTRIDGE - COLD



- Replacement for Aquadis® RP-BA12COLD
- 1/2" ceramic
- For 8" faucets and 4 piece roman tub faucets



See Actual Size REFERENCE

AD-5X

FAUCET CARTRIDGE - HOT



- Replacement for Aquadis® RP-BA38HOT
- 3/8" ceramic
- For 4" lavatory faucets



See Actual Size REFERENCE

AD-6X

FAUCET CARTRIDGE - COLD



- Replacement for Aquadis® RP-BA38COLD
- 3/8" ceramic
- For 4" lavatory faucets



See Actual Size REFERENCE

AD-9

FAUCET CARTRIDGE



- Replacement for Aquadis® RP-CB010
- For single handle kitchen pull-out/pull-down faucets



See Actual Size REFERENCE

FITS AMERICAN STANDARD® PRODUCTS

AS-1

FAUCET CARTRIDGE - HOT



- Replacement for American Standard® Aquaseal® 072950-1700



See Actual Size REFERENCE

AS-9

FAUCET CARTRIDGE - COLD



- Replacement for American Standard® Aquaseal® 072951-1700



See Actual Size REFERENCE

AS-1A

BONNET NUT FOR FAUCET CARTRIDGE



- Replacement for American Standard® Aquaseal® 25-4200



AS-2 DIAPHRAGM FOR FAUCET CARTRIDGE



- Replacement for American Standard® Aquaseal® G-72940-07

AS-3X FAUCET SEAT - 7/16" - 24 TPI



- Replacement for American Standard® Aquaseal® Q-00862-14
- Multi-pack - 2 piece



See Actual Size REFERENCE

AS-6 SPOUT O-RING



- Replacement for American Standard® Aquarian II G-37962-07

AS-8 AMERICAN STANDARD® FAUCET CARTRIDGE



- OEM 023529-0070A
- New Style - Ceramix™ or Reliant™ cartridge
- For single handle faucets



See Actual Size REFERENCE

FITS BRADLEY® PRODUCTS

B-1 BRADLEY® BRADTROL CARTRIDGE REPAIR KIT



- OEM 300-760
- For Bradley® single control faucets
- Does not include stem
- Also used on some Cole™ faucets



FITS BELANGER™ PRODUCTS

BE-1X FAUCET CARTRIDGE - HOT



- Replacement for Belanger™ C-2 RH
- For two handle dome or lever faucets manufactured since 1970
- Also fits Cuthbert™
- Chrome-plated



See Actual Size REFERENCE

BE-2X FAUCET CARTRIDGE - COLD



- Replacement for Belanger™ C-2 LH
- For two handle dome or lever faucets manufactured since 1970
- Also fits Cuthbert™
- Chrome-plated



See Actual Size REFERENCE



FITS CAMBRIDGE BRASS PRODUCTS

CB-1X

CAMBRIDGE BRASS® CARTRIDGE - COLD



- OEM 063102A
- Fits Cambridge Brass®, Delta® Commercial and Teck® faucets
- Chrome plated



See Actual Size REFERENCE

CB-2X

CAMBRIDGE BRASS® CARTRIDGE - HOT



- OEM 063101A
- Fits Cambridge Brass®, Delta® Commercial and Teck® faucets
- Chrome plated



See Actual Size REFERENCE

CB-3X

CAMBRIDGE BRASS® CARTRIDGE KIT - COLD



- OEM 063006A
- Includes Tuf-Teck® cartridge, one faucet seat and one tub and shower seat
- Fits Cambridge Brass®, Delta® Commercial and Teck® faucets
- Chrome-plated



See Actual Size REFERENCE

CB-4X

CAMBRIDGE BRASS® CARTRIDGE KIT - HOT



- OEM 063005A
- Includes Tuf-Teck® cartridge, one faucet seat and one tub and shower seat
- Fits Cambridge Brass®, Delta® Commercial and Teck® faucets
- Chrome-plated



See Actual Size REFERENCE

FITS CRANE PRODUCTS

CR-1

CRANE® DIALESE™ FAUCET CARTRIDGE - HOT



- OEM 354001/039038



See Actual Size REFERENCE

CR-2

CRANE® DIALESE™ FAUCET CARTRIDGE - COLD



- OEM 354002/039037



See Actual Size REFERENCE

CR-1KX

FAUCET CARTRIDGE - HOT



- Replacement for Crane® Dialese™ 354001/039038
- Includes cork gasket



See Actual Size REFERENCE

CR-2KX

FAUCET CARTRIDGE - COLD



- Replacement for Crane® Dialese™ 354002/039037
- Includes cork gasket



See Actual Size REFERENCE



CR-3KX

FAUCET CARTRIDGE STEM - HOT

- Replacement for Crane® Dialese™ 300107/039030



See **Actual Size**
REFERENCE

CR-4KX

FAUCET CARTRIDGE STEM - COLD

- Replacement for Crane® Dialese™ 300108/039029



See **Actual Size**
REFERENCE

CR-7KX

FAUCET CARTRIDGE - SELF CLOSING

- Replacement for Crane® Magiclose™ 354020/039051
- For both hot and cold



See **Actual Size**
REFERENCE

CR-9KX

HOSPITAL CARTRIDGE - HOT

- Replacement for Crane® 354013/039064



See **Actual Size**
REFERENCE

CR-10KX

HOSPITAL CARTRIDGE - COLD

- Replacement for Crane® 354014/039065



See **Actual Size**
REFERENCE

CR-11KX

HOSPITAL CARTRIDGE STEM - HOT

- Replacement for Crane® 301141/039055



See **Actual Size**
REFERENCE

CR-12KX

HOSPITAL CARTRIDGE STEM - COLD

- Replacement for Crane® 301142/039056



See **Actual Size**
REFERENCE

CR-13KX

FAUCET CARTRIDGE

- Replacement for Crane® Cameo® 355167/039040
- Fits hot and cold



See **Actual Size**
REFERENCE

CR-14KX

FAUCET SEAT - 9/16" - 18 TPI

- Replacement for Crane® Cameo® 301705
- Brass
- Multi-pack - 2 piece



See **Actual Size**
REFERENCE

CR-15

FAUCET SEAT - LONG - 1/2" - 18 TPI

- Replacement for Crane® Cameo® 301670
- For Crane® Cameo® A-205 supply fitting
- Brass
- Multi-pack - 2 piece



See **Actual Size**
REFERENCE



CR-16

CARTRIDGE REPAIR KIT



- Replacement for Crane® Dialese™ C7060
- Includes seat washer, O-ring, cork gasket and handle adapter

FITS CUTHBERT™ PRODUCTS

CU-1X

FAUCET CARTRIDGE



- Fits Cuthbert™ C11 and Belanger™ faucets
- Fits both hot and cold



See Actual Size REFERENCE

CU-8X

FAUCET STEM - HOT



- Replacement for Cuthbert™ 136
- Fits old style concealed 8" centreset kitchen deck faucets and 12" centreset combination faucets



See Actual Size REFERENCE

CU-9X

FAUCET STEM - COLD



- Replacement for Cuthbert™ 137
- Fits old style concealed 8" centreset kitchen deck faucets and 12" centreset combination faucets



See Actual Size REFERENCE

CU-10X

FAUCET SEATS - 9/16" - 24 TPI



- Replacement for Cuthbert™ and Belanger™ 0057A
- Renewable seat
- Fits all new style and most old style tub & shower, lavatory and deck faucets
- Brass
- Multi-pack - 2 piece



See Actual Size REFERENCE

QCU-10X

FAUCET SEAT - 9/16" - 24 TPI



- Replacement for Cuthbert™ and Belanger™ 0057A
- Renewable seat
- Fits all new style and most old style tub & shower, lavatory and deck faucets
- Brass
- Without packaging



See Actual Size REFERENCE

CU-11X

FAUCET SEATS - 1/2" - 20 TPI



- Replacement for Cuthbert™ 0054
- Renewable seat
- Fits old style 4" centresets, single lavatory faucets and side handle sink fittings
- Brass
- Multi-pack - 2 piece



See Actual Size REFERENCE

CU-13X

FAUCET CARTRIDGE REPAIR KIT



- For Cuthbert™ C11 cartridge
- Includes 2 seats, 2 washers, 2 O-rings, 2 nylon gaskets, 2 screws





FITS DELTA® PRODUCTS

D-1 DELTA® FAUCET CARTRIDGE



- OEM RP1740
- For two handle faucets, both hot and cold



See Actual Size REFERENCE

D-2A DELTA® BALL ASSEMBLY



- OEM RP70
- Stainless steel



See Actual Size REFERENCE

D-4A DELTA®/PEERLESS® BALL ASSEMBLY



- OEM RP212
- Stainless steel



See Actual Size REFERENCE

D-6 DELTA® CAM ASSEMBLY



- OEM RP61
- For single handle faucets with ball assembly



D-8 DELTA® CAP ASSEMBLY



- OEM RP50
- Includes RP250 adjusting ring
- For single handle faucets



D-9 DELTA® SEAT AND SPRING SET



- OEM RP4993
- Includes 2 seats and 2 springs



D-12A DELTA®/PEERLESS® FAUCET REPAIR KIT



- OEM RP3614
- For all Delta®/Peerless® single lever faucets
- 10 piece kit



D-14 SEAT AND SPRING ASSEMBLY



- Replacement for Delta® 134A
- For old style Delta® faucets prior to 1970
- Includes 2 seats and 2 springs

D-15 PEERLESS® FAUCET REPAIR KIT



- OEM RP3616
- For Peerless® single lever faucets
- 7 piece kit





D-16

DELTA®/PEERLESS® CAM ASSEMBLY



- OEM RP188
- For single handle faucets with ball assembly



D-28

DELTA® FAUCET CARTRIDGE



- OEM RP24096
- For two handle faucets, both hot and cold
- Brass stem



See Actual Size REFERENCE

D-29

DELTA® FAUCET CARTRIDGE - 1/4 TURN STOP



- OEM RP25513
- For two handle faucets, both hot and cold
- Brass stem



See Actual Size REFERENCE

D-31X

DELTA® CER-TECK® CARTRIDGE ASSEMBLY - HOT



- OEM 063000A
- Chrome-plated



See Actual Size REFERENCE

D-32X

DELTA® CER-TECK® CARTRIDGE ASSEMBLY - COLD



- OEM 063001A
- Chrome-plated



See Actual Size REFERENCE

D-33

DELTA® DST CARTRIDGE



- OEM RP50587
- For DST kitchen faucets



See Actual Size REFERENCE

D-36

DELTA® FAUCET CARTRIDGE



- OEM RP60400
- Diamond® valve for two handle faucets



See Actual Size REFERENCE

FITS EMCO® PRODUCTS

E-1X

EMCO® FAUCET CARTRIDGE - OLD STYLE



- OEM 1057
- For two handle faucets, both hot and cold



See Actual Size REFERENCE

QE-1X

EMCO® FAUCET CARTRIDGE - OLD STYLE



- OEM 1057
- For two handle faucets, both hot and cold
- Without packaging



See Actual Size REFERENCE



E-2A EMCO® WATERTITE™ FAUCET CARTRIDGE



- OEM 1157
- For two handle faucets, both hot and cold



See Actual Size REFERENCE

QE-3CX EMCO® FAUCET CARTRIDGE



- OEM 1059N
- Without packaging



See Actual Size REFERENCE

E-4X EMCO® LAUNDRY FAUCET CARTRIDGE



- OEM 54-195223/4157
- For 4093 laundry faucet, fits both hot and cold
- Also fits rough brass stops & sediment faucets



See Actual Size REFERENCE

QE-4X EMCO® LAUNDRY FAUCET CARTRIDGE



- OEM 54-195223/4157
- For 4093 laundry faucet, fits both hot and cold
- Also fits rough brass stops & sediment faucets
- Without packaging



See Actual Size REFERENCE

E-13X EMCO® FAUCET SEATS - 9/16" - 25.5 TPI



- OEM 51-137169
- Renewable seat
- Chrome plated brass
- Multi-pack - 2 piece



See Actual Size REFERENCE

QE-13X EMCO® FAUCET SEAT - 27 TPI



- OEM 51-137169
- Renewable seat
- Chrome plated brass
- Without packaging



See Actual Size REFERENCE

QE-13KX FAUCET SEAT - 9/16" - 27 TPI



- Replacement for Emco® 51-137169
- Renewable seat
- Brass
- Without packaging



See Actual Size REFERENCE

E-16X CARTRIDGE REPAIR KIT



- For old style 1057 Emco® cartridge
- Includes 2 washers, 2 o-rings, 2 fibre gaskets, 2 screws and 2 seats



E-21X EMCO® LOCKSHIELD CARTRIDGE



- OEM 54-196367



See Actual Size REFERENCE

E-25X EMCO® FAUCET CARTRIDGE



- OEM 1057N-LF
- For two handle faucets, both hot and cold
- Fits old or new style faucet



See Actual Size REFERENCE



QE-25X

EMCO® FAUCET CARTRIDGE



- OEM 1057N-LF
- For two handle faucets, both hot and cold
- Fits old or new style faucet
- Without packaging



See Actual Size REFERENCE

FITS GALT™ PRODUCTS

G-13KX

FAUCET SEATS - 1/2" - 27 TPI



- Replacement for Galtmaster™ 10787
- Brass
- Multi-pack - 2 piece



See Actual Size REFERENCE

G-14KX

FAUCET SEATS - 9/16" - 27 TPI



- Replacement for Galt™ 10788
- Brass
- Multi-pack - 2 piece



See Actual Size REFERENCE

G-19

LAMINATED STEM PACKING



- Replacement for Galtmaster™ 10824
- Multi-pack - 2 piece

FITS GLOBE UNION® PRODUCTS

GU-1

GLOBE UNION® FAUCET BALL VALVE REPAIR KIT



- OEM A66D641N
- For ball type single handle faucets
- 7 piece kit



See Actual Size REFERENCE

GU-2

GLOBE UNION® FAUCET CARTRIDGE KIT



- OEM A66D636N
- For two handle lavatory faucets
- Includes cartridge, spring & seat



See Actual Size REFERENCE

GU-3

GLOBE UNION® FAUCET CARTRIDGE - HOT



- OEM A507179N
- For two handle utility/laundry faucets and three handle tub & shower faucets



See Actual Size REFERENCE

GU-4

GLOBE UNION® FAUCET CARTRIDGE - COLD



- OEM A507180N
- For two handle utility/laundry faucets and three handle tub & shower faucets



See Actual Size REFERENCE



FITS JAMECO™ PRODUCTS

J-1X FAUCET CARTRIDGE - HOT



- Replacement for Jameco™ 1100
- For washer type faucets
- Includes washer



See Actual Size REFERENCE

J-2X FAUCET CARTRIDGE - COLD



- Replacement for Jameco™ 1101
- For washer type faucets
- Includes washer



See Actual Size REFERENCE

J-3X FAUCET SEATS - 1/2" - 20 TPI



- Replacement for Jameco™ 1102
- Brass
- Multi-pack - 2 piece



See Actual Size REFERENCE

J-5X CARTRIDGE REPAIR KIT



- Replacement for Jameco™ cartridge
- Includes 2 screws, 2 seats, 2 washers, and 2 o-rings



FITS KOHLER® PRODUCTS

KH-1 KOHLER® CERAMIC FAUCET CARTRIDGE - COLD



- OEM GP-77006-RP
- For two handle lavatory faucets
- Includes handle adapter



See Actual Size REFERENCE

KH-2 KOHLER® CERAMIC FAUCET CARTRIDGE - HOT



- OEM GP-77005-RP
- For two handle lavatory faucets
- Includes handle adapter



See Actual Size REFERENCE

KH-3 KOHLER® SINGLE HANDLE FAUCET CARTRIDGE



- OEM GP1016515
- For Forte®, Bol®, Vas®, Evoke®, Vinnata® and Clairette® models



See Actual Size REFERENCE

KH-4 KOHLER® SINGLE HANDLE FAUCET CARTRIDGE



- OEM GP1017426
- For various models



See Actual Size REFERENCE



KH-5

KOHLER® SINGLE HANDLE FAUCET CARTRIDGE



- OEM GP77548
- For Coralais® and other models



See Actual Size REFERENCE

KH-6K

FAUCET CARTRIDGE - HOT



- Replacement for Kohler® Coralais®
- Fits 2 handle faucets



See Actual Size REFERENCE

KH-7K

FAUCET CARTRIDGE - COLD



- Replacement for Kohler® Coralais®
- Fits 2 handle faucets



See Actual Size REFERENCE

FITS MOEN® PRODUCTS

MO-1K

FAUCET CARTRIDGE - TWO HANDLE WIDESPREAD



- Replacement for Moen® 1224
- For two handle wide spread models



See Actual Size REFERENCE

MO-2K

FAUCET CARTRIDGE - SINGLE HANDLE



- Replacement for Moen® 1225
- For Stanadyne™ faucets manufactured since 1959



See Actual Size REFERENCE

MO-3K

FAUCET CARTRIDGE - TWO HANDLE



- Replacement for Moen® 1248
- For two handle models manufactured prior to 1991



See Actual Size REFERENCE

FITS MUELLER® PRODUCTS

MU-13X

FAUCET SEATS -17/32" - 24 TPI



- Replacement for Mueller® 142610
- Brass
- Multi-pack - 2 piece



See Actual Size REFERENCE

MU-14

LAMINATED STEM PACKINGS



- Replacement for Mueller® 3104
- Multi-pack - 2 piece



FITS PFISTER™ PRODUCTS

PF-5 PFISTER® WASHERLESS CARTRIDGE



- OEM 974-292
- Fits single handle kitchen, lavatory and tub and shower faucets



See Actual Size
REFERENCE

PF-19 PFISTER® FAUCET CARTRIDGE



- OEM 910-900
- Fits all current two handle kitchen faucets and most lavatory faucets, both hot and cold
- Chrome



See Actual Size
REFERENCE

QPF-20 PFISTER® FAUCET CARTRIDGE



- OEM 974-035
- Fits single handle kitchen faucets with pull-out
- Also fits single handle lavatory faucets
- Without packaging



See Actual Size
REFERENCE

QPF-21 PFISTER® FAUCET CARTRIDGE - HOT



- OEM 910-031
- Fits all decorative style lavatory faucets
- Without packaging



See Actual Size
REFERENCE

QPF-22 PFISTER® FAUCET CARTRIDGE - COLD



- OEM 910-032
- Fits all decorative style lavatory faucets
- Without packaging



See Actual Size
REFERENCE

FITS STERLING® PRODUCTS

S-8KX FAUCET SEATS - 1/2" - 24 TPI



- Replacement for Sterling® 99S0369
- Brass
- Multi-pack - 2 piece



See Actual Size
REFERENCE

FITS T&S BRASS® PRODUCTS

T-1 T & S BRASS® FAUCET STEM ASSEMBLY - HOT



- OEM 000800-25
- For B-1100 series
- Seat washer included



See Actual Size
REFERENCE



T-2

T & S BRASS® FAUCET STEM ASSEMBLY - COLD



- OEM 000801-25
- For B-1100 series
- Seat washer included



See Actual Size REFERENCE

T-3

T & S BRASS® ETERNA™ CARTRIDGE INSERT - HOT



- OEM 000788-20
- Includes washer



See Actual Size REFERENCE

T-4

T & S BRASS® ETERNA™ CARTRIDGE INSERT - COLD



- OEM 000789-20
- Includes washer



See Actual Size REFERENCE

T-5

T & S BRASS® STEM ASSEMBLY FOR ETERNA™ CARTRIDGE - HOT



- OEM 000811-25
- Includes seat washer



See Actual Size REFERENCE

T-6

T & S BRASS® STEM ASSEMBLY FOR ETERNA™ CARTRIDGE - COLD



- OEM 000812-25
- Includes seat washer



See Actual Size REFERENCE

T-7

T & S BRASS® ETERNA™ STEM ASSEMBLY - HOT



- OEM 002714-40
- Includes lever handle
- Includes red index button and screw



See Actual Size REFERENCE

T-8

T & S BRASS® ETERNA™ STEM ASSEMBLY - COLD



- OEM 002713-40
- Includes lever handle
- Includes blue index button and screw



See Actual Size REFERENCE

T-9

T & S BRASS® SPRAY VALVE BONNET ASSEMBLY



- OEM 002856-40
- For B-0107 spray valve



See Actual Size REFERENCE

T-10

T & S BRASS® ETERNA™ STEM ASSEMBLY WITH SPRING - HOT



- OEM 002712-40
- Includes spring insert with lever handle
- Includes red index button and screw



See Actual Size REFERENCE

T-11

T & S BRASS® ETERNA™ STEM ASSEMBLY WITH SPRING- COLD



- OEM 002711-40
- Includes spring insert with lever handle
- Includes blue index button and screw



See Actual Size REFERENCE



T-19

**T & S BRASS® ETERNA™
BONNET PACKING SEALS**

- OEM 001098-45
- Multi-pack - 2 piece



UB-4X

**UBERHAUS® CERAMIC WIDESPREAD
LAVATORY CARTRIDGE - COLD**

- OEM K20A2420BDQTT



See **Actual Size**
REFERENCE

UB-12

UBERHAUS® FAUCET CARTRIDGE

- OEM J10350MZO
- For single handle kitchen and lavatory faucets



See **Actual Size**
REFERENCE

FITS UBERHAUS® PRODUCTS

UB-1

**UBERHAUS® CERAMIC LAVATORY
CARTRIDGE - HOT**

- OEM K0002326ZTT



See **Actual Size**
REFERENCE

UB-2

**UBERHAUS® CERAMIC LAVATORY
CARTRIDGE - COLD**

- OEM K00023260TT



See **Actual Size**
REFERENCE

UB-3X

**UBERHAUS® CERAMIC WIDESPREAD
LAVATORY CARTRIDGE - HOT**

- OEM K20A2420ADQTT



See **Actual Size**
REFERENCE

FITS VALLEY™ PRODUCTS

V-1

SINGLE LEVER CONTROL ASSEMBLY

- Replacement for Valley™ V6680
- For kitchen, lavatory and tub and shower faucets



See **Actual Size**
REFERENCE

V-2

**TWO HANDLE CONTROL ASSEMBLY -
NEW STYLE**

- Replacement for Valley™ V6860
- For two handle faucets, both hot and cold



See **Actual Size**
REFERENCE



V-3

SINGLE LEVER REPAIR KIT



- Replacement for Valley™ V1001
- Fits Aqualine, Mastercraft® and some Sears® single lever faucets
- Includes wrench
- 14 piece kit

V-4

SEAT AND SPRING KIT



- Replacement for Valley™ V7059
- Fits Aqualine, Mastercraft® and some Sears® single lever faucets
- 6 piece kit

V-6X

SINGLE LEVER CARTRIDGE KIT - WITHOUT DIVERTER



- Replacement for Valley™ 1964BG
- 4 piece kit



See Actual Size REFERENCE

V-7

TWO HANDLE CONTROL ASSEMBLY - OLD STYLE



- Replacement for Valley™ V6804
- For two handle faucets, both hot and cold



See Actual Size REFERENCE

FITS WALTEC® PRODUCTS

W-1KX

FAUCET CARTRIDGE - HOT - OLD STYLE



- Replacement for Waltec® 76100 (manufactured prior to 1990)
- Includes washer



See Actual Size REFERENCE

W-2KX

FAUCET CARTRIDGE - COLD - OLD STYLE



- Replacement for Waltec® 76101 (manufactured prior to 1990)
- Includes washer



See Actual Size REFERENCE

W-12X

WALTEC®/WALLACEBURG™ FAUCET SEATS - 9/16" - 24



- OEM 16500/WP201185LF
- Short
- Chrome plated brass
- Multi-pack - 2 piece



See Actual Size REFERENCE

QW-12X

WALTEC®/WALLACEBURG™ FAUCET SEAT - 9/16" - 24 TPI



- OEM 16500/WP201185LF
- Short
- Chrome plated brass
- Without packaging



See Actual Size REFERENCE



QW-12KX

FAUCET SEAT - 9/16" - 24 TPI



- Replacement for Waltec®/Wallaceburg™ 16500
- Short
- Brass
- **Without packaging**



See **Actual Size**
REFERENCE

W-15X

WALTEC® CARTRIDGE REPAIR KIT



- OEM 10 piece repair kit
- Includes 2 seats, 2 washers, 2 O-rings, 2 fibre gaskets, 2 screws



W-20X

WALTEC® FAUCET CARTRIDGE - HOT



- OEM 96100/WP96100LF



See **Actual Size**
REFERENCE

QW-20X

WALTEC® FAUCET CARTRIDGE - HOT



- OEM 96100/WP96100LF
- **Without packaging**



See **Actual Size**
REFERENCE

W-21X

WALTEC® FAUCET CARTRIDGE - COLD



- OEM 96101/WP96101LF



See **Actual Size**
REFERENCE

QW-21X

WALTEC® FAUCET CARTRIDGE - COLD



- OEM 96101/WP96101LF
- **Without packaging**



See **Actual Size**
REFERENCE

781

WALTEC® PARTS REPAIR KIT - 246 PIECE



- Includes 5 of QW-20X, 5 of QW-21X, 3 of QW-8, 3 of QW-11, 20 of QW-12X, 10 of QW-13X, 25 of Q723, 25 of Q724, 50 of Q735, 100 of Q749
- 246 piece assortment

Q195N

WALTEC® HOLD DOWN RING



- OEM 16066
- For lavatory faucets
- Chrome
- **Without packaging**



FITS WALLACEBURG™ PRODUCTS

WA-1KX

FAUCET CARTRIDGE - HOT - NEW STYLE



- Replacement for Wallaceburg™ W3244 hot
- For two handle deck, centreset and tub and shower faucets
- Includes gasket



See **Actual Size**
REFERENCE



WA-2KX

FAUCET CARTRIDGE - COLD - NEW STYLE



- Replacement for Wallaceburg™ W3244 cold
- For two handle deck, centreset and tub and shower faucets
- Includes gasket



See Actual Size REFERENCE

WA-3KX

FAUCET CARTRIDGE - HOT - OLD STYLE



- Replacement for Wallaceburg™ W3242 hot
- For two handle deck and centreset faucets



See Actual Size REFERENCE

WA-4KX

FAUCET CARTRIDGE - COLD - OLD STYLE



- Replacement for Wallaceburg™ W3242 cold
- For two handle deck and centreset faucets



See Actual Size REFERENCE

WA-12

SLEEVE STRUCTURE REPAIR KIT



- For Wallaceburg™ W3244 sleeve structure
- Includes 2 seats, 2 washers, 2 o-rings, 2 nylon gaskets, 2 screws
- 10 piece assortment



700KX

FAUCET SEAT ASSORTMENT - 60 PIECE



- Replacements for American Standard®, Cuthbert™, Emco®, Galt™, Jameco™, Mueller®, Sterling®, Wallaceburg™ and Waltec® faucets



700X

FAUCET SEAT ASSORTMENT - 200 PIECE




- Replacements for American Standard®, Cuthbert™, Emco®, Galt™, Jameco™, Mueller®, Sterling®, Wallaceburg™ and Waltec® faucets



Q714C

FAUCET SEAT GAUGE



- Metal
- Used to help identify the replacement faucet seat required
- Without packaging

795

PLUMBING REPAIR ASSORTMENT



- 44 piece assortment
- Contains various washers, o-rings & screws
- Used for many common plumbing repairs

795A

FAUCET REPAIR KIT



- 30 piece assortment
- For 2 and 3 handle faucets

605

BEVELLED FAUCET WASHERS - 1/2" OD



- 1/4 S (00)
- 1/8" thick
- Multi-pack - 6 piece

See Actual Size REFERENCE



Q757

BEVELLED FAUCET WASHER - 1/2" OD



- 1/4 S (00)
- 1/8" thick
- Without packaging

See **Actual Size**
REFERENCE

Q760

BEVELLED FAUCET WASHER - 19/32" OD



- 1/4 L
- 1/8" thick
- Without packaging

See **Actual Size**
REFERENCE

606

BEVELLED FAUCET WASHERS - 17/32" OD



- 1/4 M (0)
- 1/8" thick
- Multi-pack - 6 piece

See **Actual Size**
REFERENCE

609

BEVELLED FAUCET WASHERS - 5/8" OD



- 3/8 R
- 1/8" thick
- Multi-pack - 6 piece

See **Actual Size**
REFERENCE

607

BEVELLED FAUCET WASHERS - 9/16" OD



- 1/4 R
- 1/8" thick
- Multi-pack - 6 piece

See **Actual Size**
REFERENCE

610

BEVELLED FAUCET WASHERS - 21/32" OD



- 3/8 M
- 1/8" thick
- Multi-pack - 6 piece

See **Actual Size**
REFERENCE

Q759

BEVELLED FAUCET WASHER - 9/16" OD



- 1/4 R
- 1/8" thick
- Without packaging

See **Actual Size**
REFERENCE

611

BEVELLED FAUCET WASHERS - 11/16" OD



- 3/8 L
- 1/8" thick
- Multi-pack - 6 piece

See **Actual Size**
REFERENCE

608

BEVELLED FAUCET WASHERS - 19/32" OD



- 1/4 L
- 1/8" thick
- Multi-pack - 6 piece

See **Actual Size**
REFERENCE

612

BEVELLED FAUCET WASHERS - 3/4" OD



- 1/2 R
- 1/8" thick
- Multi-pack - 4 piece

See **Actual Size**
REFERENCE



623

BEVELLED FAUCET WASHER ASSORTMENT

- 5 Sizes from 00 to 3/8 R
- 12 piece assortment



614

FLAT FAUCET WASHERS - 1/2" OD

- 1/4 S (00)
- 1/8" thick
- Multi-pack - 6 piece



See Actual Size REFERENCE

747

FLAT FAUCET WASHERS - 1/2" OD

- 1/4 S (00)
- 1/8" thick
- Multi-pack - 100 piece



See Actual Size REFERENCE

Q747

FLAT FAUCET WASHER - 1/2" OD

- 1/4 S (00)
- 1/8" thick
- Without packaging



See Actual Size REFERENCE

615

FLAT FAUCET WASHERS - 17/32" OD

- 1/4 M (0)
- 1/8" thick
- Multi-pack - 6 piece



See Actual Size REFERENCE

Q748

FLAT FAUCET WASHER - 17/32" OD

- 1/4 M (0)
- 1/8" thick
- Without packaging



See Actual Size REFERENCE

616

FLAT FAUCET WASHERS - 9/16" OD

- 1/4 R
- 1/8" thick
- Multi-pack - 6 piece



See Actual Size REFERENCE

749

FLAT FAUCET WASHERS - 9/16" OD

- 1/4 R
- 1/8" thick
- Multi-pack - 100 piece



See Actual Size REFERENCE

Q616T

FLAT FAUCET WASHER - 9/16" OD

- 1/4 R
- PTFE
- Without packaging



See Actual Size REFERENCE

617

FLAT FAUCET WASHERS - 19/32" OD

- 1/4 L
- 1/8" thick
- Multi-pack - 6 piece



See Actual Size REFERENCE



.750

FLAT FAUCET WASHERS - 19/32" OD



- 1/4 L
- 1/8" thick
- Multi-pack - 100 piece

See **Actual Size**
REFERENCE

Q753

FLAT FAUCET WASHER - 11/16" OD



- 3/8 L
- 1/8" thick
- Without packaging

See **Actual Size**
REFERENCE

Q750

FLAT FAUCET WASHER - 19/32" OD



- 1/4 L
- 1/8" thick
- Without packaging

See **Actual Size**
REFERENCE

621

FLAT FAUCET WASHERS - 3/4" OD



- 1/2 R
- 1/8" thick
- Multi-pack - 4 piece

See **Actual Size**
REFERENCE

618

FLAT FAUCET WASHERS - 5/8" OD



- 3/8 R
- 1/8" thick
- Multi-pack - 6 piece

See **Actual Size**
REFERENCE

621A

FLAT FAUCET WASHERS - 13/16" OD



- 5/8 R
- 1/8" thick
- Multi-pack - 4 piece

See **Actual Size**
REFERENCE

619

FLAT FAUCET WASHERS - 21/32" OD



- 3/8 M
- 1/8" thick
- Multi-pack - 6 piece

See **Actual Size**
REFERENCE

622

FLAT FAUCET WASHERS - 7/8" OD



- 3/4 R
- 1/8" thick
- Multi-pack - 4 piece

See **Actual Size**
REFERENCE

620

FLAT FAUCET WASHERS - 11/16" OD



- 3/8 L
- 1/8" thick
- Multi-pack - 6 piece

See **Actual Size**
REFERENCE

624

FLAT FAUCET WASHER ASSORTMENT



- 5 common sizes from (00) to 3/8 R
- 12 piece assortment



742

FLAT WASHER ASSORTMENT - 500 PIECE



- Includes 80 pieces each of (00), (0), 1/4R, 1/4L, 3/8R
- Also includes 35 pieces each of 3/8 M, 3/8 L
- Also includes 10 pieces each of 1/2R, 5/8R and 3/4R

744

FLAT WASHER ASSORTMENT - 250 PIECE



- Includes 50 pieces each of (00), (0), 1/4R, 1/4L, 3/8R

746

FLAT AND BEVELLED FAUCET WASHER ASSORTMENT



- Includes 25 of each (00), (0), 1/4R, 1/4L, 3/8R flat and bevelled faucet washers
- Also includes 13 of Q767, 6 of Q769 and 6 of Q769
- 275 piece assortment

789

BALL SEALER ASSORTMENT - 6 PIECE



- Includes 2 each of Q790 (1/4"), Q791 (3/8") and Q792 (1/2")

790

BALL SEALERS - 1/4"



- Multi-pack - 2 piece

Q790

BALL SEALER - 1/4"



- Without packaging

791

BALL SEALERS - 3/8"



- Multi-pack - 2 piece

Q791

BALL SEALER - 3/8"



- Without packaging

Q792

BALL SEALER - 1/2"



- Without packaging

Q775A

BRASS BIBB SCREW - 10 - 32 X 1/2"



- Replacement for Emco® 1057 cartridge
- Without packaging





Q775B

BRASS BIBB SCREW - 8 - 32 X 1/2"



- Replacement for Emco®, Waltec® and Wallaceburg™ cartridges
- Without packaging



Q775C

BRASS BIBB SCREW - 8 - 32 X 3/8"



- Replacement for Jameco™ and Sterling® cartridges
- Without packaging



Q775E

BRASS BIBB SCREW - 10 - 24 X 1/2"



- Without packaging



775F

BRASS BIBB SCREW ASSORTMENT



- 6 piece assortment
- Includes 2 each of Q775A, Q775B, Q775C



639

O-RING KIT



- Replacement for Crane® 354001 stem and deck spout
- 6 piece kit

.647

O-RING KIT



- Replacement for Cuthbert™ CII stem and deck spout
- 6 piece kit

.649

O-RING KIT



- Replacement for Delta® single lever faucets
- 4 piece kit

D-10

DELTA® O-RING KIT



- OEM RP25
- includes 4 O-rings - 2 of each size



D-11

DELTA® DELEX O-RING KIT



- OEM RP2055
- includes 3 O-rings – 2 sizes



642

O-RING KIT



- Replacement for Emco® 1057 stem and deck spout
- 6 piece kit



644

O-RING KIT



- Replacement for Jameco™ 1100 stem and deck spout
- 6 piece kit

648

O-RING KIT



- Replacement for Moen® single lever faucets
- 4 piece kit

651K

O-RING KIT



- Replacement for Moen® 117
- Contains 3 o-rings and grease
- Used to repair single handle faucets

640

O-RING KIT



- Replacement for Mueller® 91470 stem and deck spout
- 6 piece kit

645

O-RING KIT



- Replacement for Sterling® A8153 stem and deck spout
- 6 piece kit

641

O-RING KIT



- Replacement for Wallaceburg™ W3244 stem and deck spout
- 6 piece kit

.646

O-RING KIT



- Replacement for Wallaceburg™ W3242 stem and deck spout
- 6 piece kit

643


O-RING KIT



- Replacement for Waltec® 76100 stem and deck spout
- 6 piece kit

650

O-RING KIT



- Replacement for Valley™ single lever faucets
- 4 piece kit

659

CARTRIDGE O-RING ASSORTMENT



- 10 piece assortment



659A

SPOUT O-RING ASSORTMENT



- 5 sizes to fit common faucet brands
- Assortment contains quantity of 2 of each size

715

FAUCET O-RING ASSORTMENT



- 16 of the most popular o-ring sizes to fit spouts and cartridges
- Replacements for American Standard®, Crane®, Cuthbert™, Delta®, Emco®, Galt™, Jameco™, Moen®, Mueller®, Sterling®, Wallaceburg™, Waltec® and Valley™ faucets
- Each size may be ordered individually by part number as available
- 500 piece assortment

716

FAUCET O-RING ASSORTMENT



- 12 popular faucet cartridge and spout o-rings
- Use to repair most common faucet brands
- O-rings can be reordered by individual item#
- 250 piece assortment

Q732T

O-RING - 1/8" ID X 1/4" OD X 1/16" THICK



- Without packaging

See Actual Size REFERENCE

Q732R

O-RING - 5/32" ID X 9/32" OD X 1/16" THICK



- Without packaging

See Actual Size REFERENCE

Q730A

O-RING - 3/16" ID X 5/16" OD X 1/16" THICK



- Without packaging

See Actual Size REFERENCE

Q732S

O-RING - 7/32" ID X 11/32" OD X 1/16" THICK



- Without packaging

See Actual Size REFERENCE

Q730

O-RING - 1/4" ID X 3/8" OD X 1/16" THICK



- Replacement for Wallaceburg™ W3280 push-pull diverter cartridge
- Without packaging

See Actual Size REFERENCE

Q728

O-RING - 5/16" ID X 7/16" OD X 1/16" THICK



- Replacement for Wallaceburg™ W3242 cartridge and Mueller®, Crane® and Simplex™ stems
- Without packaging

See Actual Size REFERENCE

Q728A

O-RING - 3/8" ID X 1/2" OD X 1/16" THICK



- Without packaging

See Actual Size REFERENCE



Q723

O-RING - 3/8" ID X 9/16" OD X 3/32" THICK



- Replacement for Emco®, Sterling®, Waltec®, Cuthbert™, Galt™ and Jameco™ deck and centreset cartridges
- **Without packaging**

See Actual Size REFERENCE

723

O-RINGS - 3/8" ID X 9/16" OD X 3/32" THICK



- Replacement for Emco®, Sterling®, Waltec®, Cuthbert™, Galt™ and Jameco™ deck and centreset cartridges
- **Multi-pack - 25 piece**

Q727

O-RING - 7/16" ID X 5/8" OD X 3/32" THICK



- Replacement for American Standard®, Crane®, Sterling®, Emco® and Moen® faucets
- **Without packaging**

See Actual Size REFERENCE

Q721

O-RING - 7/16" ID X 11/16" OD X 1/8" THICK



- Replacement for Crane® Dialese™ faucets
- **Without packaging**

See Actual Size REFERENCE

721

O-RINGS - 7/16" ID X 11/16" OD X 1/8" THICK



- Replacement for Crane® Dialese™ faucets
- **Multi-pack - 25 piece**

Q727A

O-RING - 1/2" ID X 5/8" OD X 1/16" THICK



- **Without packaging**

See Actual Size REFERENCE

725

O-RINGS - 1/2" ID X 11/16" OD X 3/32" THICK



- Replacement for Crane®, Moen®, Emco® and Cuthbert™ faucets
- **Multi-pack - 25 piece**

724

O-RINGS - 9/16" ID X 3/4" OD X 3/32" THICK



- Replacement for Wallaceburg™, Waltec®, Emco®, Galt™, Cuthbert™, Sterling® and Jameco™ deck spouts
- **Multi-pack - 25 piece**

Q724

O-RING - 9/16" ID X 3/4" OD X 3/32" THICK



- Replacement for Wallaceburg™, Waltec®, Emco®, Galt™, Cuthbert™, Sterling® and Jameco™ deck spouts
- **Without packaging**

See Actual Size REFERENCE

726

O-RINGS - 5/8" ID X 13/16" OD X 3/32" THICK



- Replacement for American Standard®, Moen®, Mueller®, Sinclair™ and Cuthbert™ faucets
- **Multi-pack - 25 piece**



732

O-RINGS - 11/16" ID X 13/16" OD X 1/16" THICK



- Replacement for Wallaceburg™ W3242 cartridge (outside) and T3773 diverter cartridge
- Multi-pack - 25 piece

Q722

O-RING - 13/16" ID X 1" OD X 3/32" THICK



- Replacement for Crane® deck spout
- Without packaging

See Actual Size REFERENCE

Q729A

O-RING - 3/4" ID X 7/8" OD X 1/16" THICK



- Without packaging

See Actual Size REFERENCE

Q722B

O-RING - 13/16" ID X 1-1/16" OD X 1/8" THICK



- Without packaging

See Actual Size REFERENCE

Q720

O-RING - 3/4" ID X 15/16" OD X 3/32" THICK



- Replacement for Valley™ faucets
- Without packaging

See Actual Size REFERENCE

Q723A

O-RING - 21MM ID X 23MM OD X 1MM THICK



- Without packaging

See Actual Size REFERENCE

Q722A

O-RING - 3/4" ID X 1" OD X 1/8" THICK



- Without packaging

See Actual Size REFERENCE

Q651A

O-RING - 7/8" ID X 1" OD X 1/16" THICK



- Without packaging

See Actual Size REFERENCE

Q720A

O-RING - 13/16" ID X 15/16" OD X 1/16" THICK



- Without packaging

See Actual Size REFERENCE

Q732D

O-RING - 15/16" ID X 1-3/16" OD X 1/8" THICK



- Without packaging

See Actual Size REFERENCE



Q732J

O-RING - 1" ID X 1-1/4" OD X 1/8" THICK

- Without packaging



See Actual Size
REFERENCE

Q732G

O-RING - 1-1/16" ID X 1-5/16" OD X 1/8" THICK

- Without packaging



See Actual Size
REFERENCE

Q732F

O-RING - 1-1/8" ID X 1-3/8" OD X 1/8" THICK

- Without packaging



See Actual Size
REFERENCE

Q732K

O-RING - 1-3/16" ID X 1-7/16" OD X 1/8" THICK

- Without packaging



See Actual Size
REFERENCE

Q718

O-RING - 1-1/4" ID X 1-1/2" OD X 1/8" THICK

- Replacement for Delta® faucets
- Without packaging



See Actual Size
REFERENCE

717

O-RINGS - 1-5/16" ID X 1/2" OD X 3/32" THICK

- Replacement for Delta® and Moen® faucets
- Multi-pack - 5 piece



Q717

O-RING - 1-5/16" ID X 1/2" OD X 3/32" THICK

- Replacement for Delta® and Moen® faucets
- Without packaging



See Actual Size
REFERENCE

Q732E

O-RING - 1-5/16" ID X 1-9/16" OD X 1/8" THICK

- Without packaging



See Actual Size
REFERENCE

Q651B

O-RING - 1-3/8" ID X 1-1/2" OD X 1/16" THICK

- Without packaging



See Actual Size
REFERENCE

Q732L

O-RING - 1-3/8" ID X 1-5/8" OD X 1/8" THICK

- Without packaging



See Actual Size
REFERENCE



Q732C

O-RING - 1-7/16" ID X 1-5/8" OD X 3/16" THICK



- Replacement for Bradley®, Kohler®, Cole™ and JPI™ faucets
- Without packaging

See Actual Size REFERENCE

Q732N

O-RING - 1-1/2" ID X 1-7/8" OD X 3/16" THICK



- Without packaging

See Actual Size REFERENCE

Q719

O-RING - 1-9/16" ID X 1-3/4" OD X 3/32" THICK



- Replacement for Valley™ faucets
- Without packaging

See Actual Size REFERENCE

Q732H

O-RING - 1-3/4" ID X 2-1/8" OD X 3/16" THICK



- Without packaging

See Actual Size REFERENCE

600

STEM AND VALVE PACKING



- PTFE coated
- 24" length
- 3/32" diameter

601

GRAPHITE PACKING



- 24" length
- Self-forming

627

FAUCET SEAT WASHERS



- Replacement for Crane® Dialese™ 300104
- Multi-pack - 4 piece

Q767

FAUCET SEAT WASHER



- Replacement for Crane® Dialese™ 300104
- Without packaging

628

CORK GASKETS



- Replacement for Crane® Dialese™ faucets
- Multi-pack - 4 piece

737

CORK GASKETS



- Replacement for Crane® Dialese™ faucets
- Multi-pack - 25 piece



Q737

CORK GASKET



- Replacement for Crane® Dialese™ faucets
- **Without packaging**

634A

NYLON GASKETS



- Replacement gasket for Cuthbert™ 1960-5A
- **Multi-pack - 5 piece**

632

FIBRE GASKETS



- Replacement gasket for Emco® 1057 old style cartridge
- 29/32" ID X 1-1/32" OD X 1/16" wall
- **Multi-pack - 5 piece**

Q741

FIBRE GASKET



- Replacement gasket for Emco® 1057 old style cartridge
- 29/32" ID X 1 1/32" OD X 1/16" thick
- **Without packaging**

Q739

FIBRE GASKET



- Replacement gasket for Jameco™ 1100 cartridge
- 3/4" ID X 15/16" OD X 1/32" wall
- **Without packaging**

737T

T & S BRASS® ETERNA™ CARTRIDGE GASKETS - TOP



- OEM 002601-45
- **Multi-pack - 2 piece**



738T

T & S BRASS® ETERNA™ CARTRIDGE GASKETS - BOTTOM



- OEM 001022-45
- **Multi-pack - 2 piece**



767T

T & S BRASS® SEAT WASHERS



- OEM 001092-45
- **Multi-pack - 2 piece**



629

FIBRE GASKETS



- Replacement gasket for Waltec® 76100 cartridge
- 3/4" ID X 7/8" OD X 1/32" wall
- **Multi-pack - 5 piece**

Q735

FIBRE GASKET



- Replacement gasket for Waltec® 76100 cartridge
- 3/4" ID X 7/8" OD X 1/32" thick
- **Without packaging**



733

FIBRE WASHER ASSORTMENT - 250 PIECE



- Includes 25 pieces each of Q734, Q735, Q736, Q737, Q738, Q739, Q740
- Also includes 50 pieces of Q741
- Also includes 25 assorted fibre gaskets for other faucet models

174X

FAUCET SPOUT - 8" HIGH-RISE



- Replacement for Belanger™ 3065-50
- For deck faucet
- Includes aerator
- Chrome



173

EMCO® TUBULAR SPOUT WITH AERATOR - 8"



- OEM 90132/51-193105
- For Emco® Doric™, Corona® and Classic® deck faucets
- Chrome



181

WALTEC® GOOSENECK SPOUT - 4"



- OEM 76388-1
- Includes aerator
- Chrome



181B

WALTEC® TUBULAR SPOUT - 11"



- OEM 76545-1
- Includes aerator
- Chrome



.184

WALTEC® SPOUT - OLD STYLE - 8"



- OEM 76363
- For all Waltec® faucets 1970-1977
- Includes aerator
- Chrome



184A

WALTEC® SPOUT - NEW STYLE - 8"



- OEM 76541-1
- For deck faucets since 1977
- Includes aerator
- Chrome



184B

WALTEC® NYLON SPLIT RING



- OEM 16790
- For new style spout



Q181D

WALTEC® HIGHRISE SPOUT WITH HOSE END - 6"



- OEM 76389
- Rough brass
- Without packaging



186

WALTEC® TUBULAR SPOUT - 14"



- OEM 76546-1
- Includes aerator and nylon ring
- New Style





173K

HOSE ASSEMBLY - PULL OUT FAUCET



- 48" length
- Fits most pull out faucets
- Stainless steel

187C

SPRAY HEAD - PULL OUT FAUCET



- Chrome

498

T & S BRASS® FLEXIBLE HOSE



- OEM B-0044-H
- 44" length
- Stainless steel hose with heat resistant handle
- Hose washers included



499A

T & S BRASS® SPRAY VALVE



- OEM B-0107
- 1.15 GPM / 4.4 L/min @ 60 psi



454

RINSE HOSE AND SPRAYER - BLACK



- 4' hose

454WX

RINSE HOSE AND SPRAYER - WHITE



- 4' hose



456

SPRAYER HEAD - BLACK AND CHROME



- Black with chrome

456CP

SPRAYER HEAD - CHROME



- Chrome

456W

SPRAYER HEAD - WHITE



- White with chrome band

456A

SIDE SPRAYER BASE AND HOSE GUIDE



- Chrome



310

AERATOR - MALE



- 13/16" male thread
- 2.2 gpm / 8.3 L/min
- Chrome



Q310

AERATOR - MALE



- 13/16" male thread
- 2.2 gpm / 8.3 L/min
- Chrome
- **Without packaging**



Q493

AERATOR - MALE



- 13/16" male thread
- 2.2 gpm / 8.3 L/min
- Chrome
- **Without packaging**

309

AERATOR - MALE



- 15/16" male thread
- Full flow
- Chrome



480

AERATOR - MALE - VANDAL PROOF



- 15/16" male thread
- 2.2 gpm / 8.3 L/min
- Includes wrench
- Chrome

Q484

AERATOR WRENCH



- For vandal proof aerators
- **Without packaging**

Q489

AERATOR - MALE - CAREGUARD® - VANDAL PROOF



- 15/16" male thread
- 1.5 gpm / 5.7 L/min
- Agion® antimicrobial technology for healthcare applications
- Chrome
- **Without packaging**

400CATJ

CACHE® FAUCET AERATOR KIT - TJ



- M18.5 male - TJ series
- 1.0 GPM / 3.8 L/min
- Includes installation/removal tool

400CATT

CACHE® FAUCET AERATOR KIT - TT



- M16.5 male - TT series
- 1.5 GPM / 5.7 L/min
- Includes installation/removal tool

402

AERATOR - FEMALE



- 3/4" - 27 female thread
- 2.2 gpm / 8.3 L/min
- Chrome



491

AERATOR - FEMALE



- 55/64" female thread
- 2.2 gpm / 8.3 L/min
- Chrome

401

AERATOR - FEMALE



- 55/64" female thread
- 2.2 gpm / 8.3 L/min
- Chrome

401K

AERATOR - FEMALE



- 55/64" female thread
- 2.0 gpm / 7.5 L/min
- Chrome

471

AERATOR - FEMALE



- 55/64" female thread
- 1.5 gpm / 5.7 L/min
- Chrome

481

AERATOR - FEMALE - VANDAL PROOF



- 55/64" female thread
- 2.2 gpm / 8.3 L/min
- Includes wrench
- Chrome

Q488

AERATOR - FEMALE - CAREGUARD®



- 55/64" female thread
- 1.5 gpm / 5.7 L/min
- Agion® antimicrobial technology for healthcare applications
- Chrome
- **Without packaging**

.400

AERATOR - DUAL THREAD



- 15/16" male or 55/64" female thread
- Full flow
- Chrome

Q400

AERATOR - DUAL THREAD



- 15/16" male or 55/64" female thread
- Full flow
- Chrome
- **Without packaging**

492

AERATOR - DUAL THREAD



- 15/16" male or 55/64" female thread
- 2.2 gpm / 8.3 L/min
- Chrome

400K

AERATOR - DUAL THREAD



- 15/16" male or 55/64" female thread
- 2.0 gpm / 7.5 L/min
- Chrome



.472

AERATOR - DUAL THREAD



- 15/16" male or 55/64" female thread
- 1.5 gpm / 5.7 L/min
- Chrome

400D

AERATOR - DUAL THREAD



- 55/64" female or 15/16" male thread
- 0.5 gpm / 1.9 L.P.M
- Chrome

470X

AERATOR - TRIPLE THREAD



- 55/64" female or 15/16" male or 13/16" male thread
- 1.5 gpm / 5.7 L/min
- Chrome



400A

AERATOR - SWIVEL



- Dual thread
- 2.0 gpm / 7.5 L/min
- White and chrome

.474

AERATOR - SWIVEL



- Dual thread
- 2.2 gpm / 8.3 L/min
- White

485

AERATOR - SWIVEL



- Dual thread
- 2.0 gpm / 7.6 L/min
- White and chrome

469

AERATOR - SWIVEL



- Dual thread
- 2.0 gpm / 7.6 L/min
- With Microban®
- White, grey and chrome

475

AERATOR - SWIVEL



- Dual thread
- 2.2 gpm / 8.3 L/min
- Black and chrome

486

AERATOR - SWIVEL



- Dual thread
- 2.0 gpm / 7.6 L/min
- Black and chrome

.476

AERATOR - DOUBLE SWIVEL



- Dual thread
- 2.0 gpm / 7.6 L/min
- Chrome and white



477

AERATOR - DOUBLE SWIVEL



- Dual thread
- 2.0 gpm / 7.6 L/min
- Black and chrome

.479

AERATOR - DOUBLE SWIVEL



- Dual thread
- 2.0 gpm / 7.6 L/min
- Chrome and white

478

AERATOR - DOUBLE SWIVEL



- Dual thread
- 2.0 gpm / 7.6 L/min
- Chrome and white

400C

AERATOR - FLEXIBLE



- 55/64" female or 15/16" male or 13/16" male thread
- White & chrome
- For laundry

401A

AERATOR WASHER - 55/64"



- For 55/64" female aerator

Q401C

AERATOR WASHER - 15/16"



- For 15/16" male aerator
- Without packaging

Q401D

AERATOR FLOW RESTRICTOR



- Reduces flow to 2.0 gpm / 7.5 L.P.M
- Brass
- Without packaging

401S


AERATOR SCREEN



- Stainless steel

401SW

AERATOR SCREEN AND WASHER



401T

T & S BRASS® SPRAY FACE



- OEM 001121-45
- For B-0107 spray valve





401TA

T & S BRASS® SPRAY FACE RUBBER RING



- OEM 007861-45
- For B-0107 spray valve



401TS

T & S BRASS® SPRAY FACE SCREW



- OEM 000913-45
- For B-0107 spray valve



403

AERATOR ADAPTER - FEMALE



- 55/64" female thread to 3/4" male hose thread
- Chrome

408

AERATOR ADAPTER - FEMALE



- 3/4" female hose thread to 55/64" male thread
- Chrome

409X

AERATOR ADAPTER - MALE



- 13/16" male fine thread to 55/64" male thread
- Chrome



410X

AERATOR ADAPTER - MALE



- 15/16" male fine thread to 55/64" male thread
- Chrome



404X

AERATOR ADAPTER - DUAL THREAD



- 15/16" male and 55/64" female thread to 3/4" male hose thread
- Chrome



407X

SNAP ADAPTER - FEMALE



- 3/4" male hose thread
- Pair with Master Plumber® 406 for dishwasher hook up
- Rough brass with plastic ring



407B

SNAP ADAPTER - FEMALE



- 1/2" MIP
- Pair with Master Plumber® 406 for dishwasher hook up
- Chrome brass

407AX

SNAP ADAPTER - MALE



- 3/4" female hose thread
- Rough brass





406

SNAP ADAPTER - MALE



- For 15/16" male and 55/64" female threads
- Chrome finish

411X

SNAP FITTING AERATOR - MALE



- Dual thread
- Fits Kenmore®, Westinghouse®, Kitchen Aid®, Hotpoint® and General Electric® dishwashers
- Chrome



411A

SNAP FITTING AERATOR - MALE - LONG



- Dual thread
- Fits Sears® dishwashers
- Chrome



412X

SNAP FITTING AERATOR - DUAL THREADS



- For General Electric®, Hotpoint®, Viking® and Kitchen Aid® dishwashers
- Chrome



141

BELANGER™ DOME HANDLE KIT



- OEM 3000
- Includes handle, hot button, cold button and mounting screw
- Chrome



Q113

CAMBRIDGE BRASS® BLADE HANDLE KIT



- OEM 76405-1
- 4" blade handle
- Includes index buttons and screw
- Chrome
- **Without packaging**



137AK

HANDLE KIT - FIVE RIB - SMALL



- Replacement for Crane® 355151-2 / 039304-5
- Includes handle, hot button, cold button and mounting screw
- Chrome plated metal

137BK

HANDLE KIT - FIVE RIB - MEDIUM



- Replacement for Crane® 355154-5 / 039315-6
- Includes handle, hot button, cold button and mounting screw
- Chrome plated metal

137CK

HANDLE KIT - FIVE RIB - LARGE



- Replacement for Crane® 355157-8 / 039325-6
- Includes handle, hot button, cold button and mounting screw
- Chrome plated metal

Q137D

HANDLE ADAPTER



- Replacement for Crane® Dialese™ faucets
- **Without packaging**



138AK

HANDLE KIT - ACRYLIC - SMALL



- Replacement for Crane® 355374-5 / 039287-8
- Includes handle, hot button, cold button and mounting screw

138BK

HANDLE KIT - ACRYLIC - MEDIUM



- Replacement for Crane® 355384-5 / 039307-8
- Includes handle, hot button, cold button and mounting screw

138CK

HANDLE KIT - ACRYLIC - LARGE



- Replacement for Crane® 355371-2 / 039321-2
- Includes handle, hot button, cold button and mounting screw

139

HANDLE KIT - METAL



- Replacement for Cuthbert™ Nova™ and Belanger™ faucets
- Includes handle, hot button, cold button and mounting screw
- Chrome plated metal

140

HANDLE KIT - ACRYLIC



- Replacement for Cuthbert™ Nova™
- Includes index buttons and screw

164

DELTA® BLADE HANDLE SET - FOR TWO HANDLE LAVATORY FAUCET



- OEM RP6062/H28
- Includes 2 handles, 2 buttons and 2 screws
- Chrome



Q164C

DELTA® INDEX BUTTON - COLD



- OEM RP2412
- Fits 164 handle set
- Chrome
- Without packaging



Q164H

DELTA® INDEX BUTTON - HOT



- OEM RP2412
- Fits 164 handle set
- Chrome
- Without packaging



.165

DELTA® ACRYLIC HANDLE SET - FOR TWO HANDLE LAVATORY FAUCET



- OEM RP5693/RP19660/H21
- Includes 2 handles, 2 buttons and 2 mounting screws



167

DELTA® SINGLE LEVER KITCHEN HANDLE



- OEM RP2393
- Set screw included
- Chrome





167B

DELTA® ACRYLIC HANDLE - FOR SINGLE LEVER LAVATORY FAUCET



- OEM RP2389
- Includes button and screw



Q167E

DELTA® ACRYLIC HANDLE - FOR SINGLE LEVER LAVATORY FAUCET



- OEM RP17449
- Includes button and screw
- **Without packaging**



123A

EMCO® INDEX BUTTON SET - SMALL



- OEM 51-197775 and 51-197776
- 1 hot and 1 cold button



123B

EMCO® CORONA® HANDLE KIT - SMALL



- OEM 2198
- Includes handle, handle insert, hot & cold buttons and mounting screw
- Chrome plated plastic



Q123B

EMCO® CORONA® HANDLE SET - SMALL



- OEM 2198
- Includes 2 handles, 2 buttons and 2 screws
- Chrome plated plastic
- 1 pair
- **Without packaging**



123BE

HANDLE SCREWS



- Replacement for Emco® Corona® 51-191693
- **Multi-pack - 2 piece**

Q123BE

HANDLE SCREW



- Replacement for Emco® Corona® 51-191693
- **Without packaging**

124

EMCO® CORONA® HANDLE KIT - LARGE



- OEM 2199
- Includes handle, handle insert, hot & cold buttons and mounting screw
- Chrome plated plastic



Q124

EMCO® CORONA® HANDLE SET - LARGE



- OEM 2199
- Includes 2 handles, 2 buttons and 2 screws
- Chrome plated plastic
- 1 pair
- **Without packaging**



124B

HANDLE INDEX BUTTON SET - LARGE



- Replacement for Emco® 51-197777 and 51-197778



125

HANDLE KIT - SMALL



- Replacement for Emco® Sapphire® 2398
- Includes handle, hot button, cold button and mounting screw

126

HANDLE KIT - LARGE



- Replacement for Emco® Sapphire® 2399
- Includes handle, hot button, cold button and mounting screw

127

EMCO® HANDLE INSERTS - NEW STYLE



- OEM 51-194943
- Multi-pack - 25 piece



127B

EMCO® HANDLE INSERTS - NEW STYLE



- OEM 51-194943
- Multi-pack - 2 piece



Q127

EMCO® HANDLE INSERT - NEW STYLE



- OEM 51-194943
- Without packaging



127C

EMCO® HANDLE INSERTS - OLD STYLE



- OEM 51-191032
- Multi-pack - 2 piece



127A

EMCO® HANDLE INSERTS - OLD STYLE



- OEM 51-191032
- Multi-pack - 25 piece



Q127A

EMCO® HANDLE INSERT - OLD STYLE



- OEM 51-191032
- Without packaging



168B

EMCO® LAUNDRY FAUCET HANDLE KIT - BLUE



- OEM 4111
- Includes handle, handle insert and mounting screw



Q168

EMCO® LAUNDRY FAUCET HANDLE - BLUE



- OEM 4111
- Handle only
- Without packaging





168C

EMCO® LAUNDRY FAUCET HANDLE KIT - RED



- OEM 4110
- Includes handle, handle insert and mounting screw



Q168A

EMCO® LAUNDRY FAUCET HANDLE - RED



- OEM 4110
- Handle only
- Without packaging



Q594

EMCO® WALL HYDRANT HANDLE - BLACK



- OEM 54-197661
- Handle only
- Without packaging



144A

HANDLE KIT - ACRYLIC



- Replacement for Jameco™ Gemini® 2371
- Includes handle, index button and mounting screw

145

DOME HANDLE KIT



- Replacement for Jameco™ 1111
- Includes handle, hot button, cold button and mounting screw
- Chrome

145A

CROWN HANDLE KIT



- Replacement for Jameco™ 1092
- Includes mounting screw
- Chrome

104K

HANDLE KIT - ACRYLIC



- Replacement for Moen® 14926
- Includes handle, index button and mounting screw
- For single handle lavatory faucet

104RK

ACRYLIC HANDLE KIT



- Replacement for Moen® 14926
- Includes handle, index button and mounting screw
- For single handle lavatory faucet

108K

ACRYLIC HANDLE KIT



- Replacement for Moen® Chateau® 96791
- Includes handle, index button and mounting screw
- For single handle lavatory faucet

108L

HANDLE KIT - ACRYLIC



- Replacement for Moen® Chateau® 96791
- Includes handle, index button, adapter and mounting hardware
- For single handle lavatory and tub and shower faucets



157K ACRYLIC HANDLE KIT



- Replacement for Sterling® Tempo® A8369-71
- Includes handle, hot button, cold button and mounting screw
- For deck, centreset and tub and shower faucets

171TC T & S BRASS® LEVER HANDLE ASSEMBLY - COLD



- OEM 001636-45
- Includes index button and screw
- Fits all T & S Brass® compression and ceramic cartridges
- Chrome



171TH T & S BRASS® LEVER HANDLE ASSEMBLY - HOT



- OEM 001637-45
- Includes handle, index button and mounting screw
- Fits all T & S Brass® compression and ceramic cartridges
- Chrome



121 HANDLE KIT - ACRYLIC



- Replacement for Valley™ V6639
- Includes handle, index button and mounting screw
- For single handle faucets

122 CRYSTAL HANDLE KIT



- Replacement for Valley™ II V7800
- Includes handle, hot button, cold button and mounting screw
- For two handle faucets

151 WALTEC® CROWN HANDLE KIT - FOR COMPRESSION FAUCET



- OEM 76918
- Includes handle, hot button, cold button and mounting screw
- Chrome plated plastic



Q151 WALTEC® CROWN HANDLE SET - FOR COMPRESSION FAUCET



- OEM 76918
- Includes 2 handles, 2 buttons and 2 mounting screws
- Chrome plated plastic
- 1 pair
- Without packaging



Q151C WALTEC® INDEX BUTTON - COLD



- OEM 200364
- Without packaging



Q151H WALTEC® INDEX BUTTON - HOT



- OEM 200363
- Without packaging



152 WALTEC® CROWN HANDLE KIT - FOR WASHERLESS FAUCET



- OEM 76921
- Includes handle, hot button, cold button and mounting screws (2)
- Includes long screw for tub and shower
- Chrome-plated plastic





155

WALTEC® LEVER HANDLE KIT - FOR COMPRESSION FAUCET



- OEM 76920
- Includes handle, hot button, cold button and mounting screw
- Chrome plated plastic



156

WALTEC® LEVER HANDLE KIT - FOR WASHERLESS FAUCET



- OEM 76923
- Includes handle, hot button, cold button and mounting screws (2)
- Also fits tub and shower
- Chrome-plated plastic



162A

WALTEC® FLOTROL™ LEVER HANDLE KIT



- OEM 76570
- Includes handle, hot button, cold button and mounting screw
- Chrome



162AA

WALTEC® HANDLE INSERTS



- OEM 17514
- Multi-pack - 2 piece



163

WALTEC® FLOTROL™ DOME HANDLE KIT



- OEM 76540
- Includes handle, hot button, cold button and mounting screw
- Chrome



163E

WALTEC® HANDLE SCREW



- OEM 16855
- Multi-pack - 2 piece



163G

WALTEC® INDEX BUTTON SET



- OEM 17771-2/17771-1



171A

WALTEC® LEVER HANDLE - HOT



- OEM 76696
- Includes handle and mounting screw
- For laundry faucet



171B

WALTEC® LEVER HANDLE - COLD



- OEM 76696
- Includes handle and mounting screw
- For laundry faucet



.190

WALTEC® DOME HANDLE SET




- 1-3/4" height
- Includes 2 handles, 2 adapters, 2 mounting screws and allen key
- Universal fit
- Chrome




191E UNIVERSAL HANDLE KIT - METAL

- Includes adapters, screws and allen wrench
- Chrome plated




192 ACRYLIC HANDLE SET

- Fits sink or tub and shower
- Includes 2 handles, 2 buttons, 2 adapters, 2 mounting screws and allen key




513 CROSS HANDLE SET - METAL

- Includes allen wrench
- Chrome plated




514 LAWN FAUCET WHEEL HANDLE - SQUARE STEM

- Fits .300 square stems




514A LAWN FAUCET WHEEL HANDLE - LARGE ROUND STEM

- Fits large stem with 12 broach round hole




517 LAWN FAUCET WHEEL HANDLE - SMALL ROUND STEM

- Fits small stem with 16 broach round hole




515 LAWN FAUCET KEY

- Fits .325 square stems




301 TAILPIECE COUPLING NUTS

- For lavatory faucets
- Brass
- Multi-pack - 2 piece




Q301 TAILPIECE COUPLING NUT

- For lavatory faucets
- Brass
- Without packaging



441 BASIN ROSETTES - DEEP PATTERN

- Replacement for Emco® 51-051788
- Steel
- Multi-pack - 2 piece





441A BASIN ROSETTES - FLAT PATTERN



- Replacement for Emco® 51-033058
- Steel
- Multi-pack - 2 piece

441B FAUCET LOCKNUTS



- Replacement for Emco® 51-197348
- Plastic
- Multi-pack - 2 piece

Q441B FAUCET LOCKNUT



- Replacement for Emco® 51-197348
- Plastic
- Without packaging

442 LAVATORY FAUCET LOCKNUT



- Brass

Q442 LAVATORY FAUCET LOCKNUT



- Brass
- Without packaging

Q442FL LAVATORY FAUCET LOCKNUT - FLANGED



- Cast brass
- 1/2" - 14 TPI
- Without packaging

Q800 SWING SPOUT WALL FAUCET



- 8" centres
- Includes soap dish
- Chrome
- Without packaging



Q801 BASIN FAUCET SET



- Cross handle faucets
- 2 single faucets per set
- Chrome
- Plain packaging



Q970X DRINKING FOUNTAIN BUBBLER



- Head only
- Push button
- Chrome
- Without packaging



970AX DRINKING FOUNTAIN BUBBLER RETROFIT KIT



- Includes coupling nut, rosette, nuts, nipple, hole cover and flange





Q970B

AERATOR - DRINKING FOUNTAIN BUBBLER



- Fits Master Plumber® Q970 drinking fountain bubbler
- 17/32" - 24 male threaded
- Chrome
- **Without packaging**

Q970C

DRINKING FOUNTAIN BUBBLER CARTRIDGE



- For Q970 and Q970X
- **Without packaging**





.200

TANK LEVER - 8" - CHROME



- Deluxe single action metal tank lever
- 3 hole design

200TL

TANK LEVER - 8" - CHROME



- Single action metal tank lever
- 3 hole design

Q200TL

TANK LEVER - 8" - CHROME



- Single action metal tank lever
- 3 hole design
- **Without packaging**

201

TANK LEVER - 8" - CHROME



- Replacement for Galtmaster™ toilets
- 3 hole design
- Metal

201TL

TANK LEVER - 8" - CHROME



- Economy single action tank lever
- 3 hole design
- Metal/Plastic

200CB

TANK LEVER - 8" - BONE



- Universal design to replace 4", 6" and 8" front mount levers
- 5 flush chain mounting options
- Trim to required length
- Plastic

200CW

TANK LEVER - 8" - WHITE



- Universal design to replace 4", 6" and 8" front mount levers
- 5 flush chain mounting options
- Trim to required length
- Plastic

201BN

TANK LEVER - 8" - BRUSHED NICKEL



- Universal design to replace 4", 6" and 8" front mount or corner mount levers
- Plastic handle with bendable metal arm

201CP

TANK LEVER - 8" - CHROME



- Universal design to replace 4", 6" and 8" front mount or corner mount levers
- Plastic handle with bendable metal arm

201CW

TANK LEVER - 8" - WHITE



- Universal design to replace 4", 6" and 8" front mount or corner mount levers
- Plastic handle with bendable metal arm



200BK

TANK LEVER - 8" - SILVER GREY



- Replacement for Crane® and other toilets
- 3 hole design
- Plastic

200CP

TANK LEVER - 8" - CHROME



- Replacement for Crane® and other toilets
- 3 hole design
- Plastic

200FK

TANK LEVER - 8" - BONE



- Replacement for Crane® and other toilets
- 3 hole design
- Plastic

200W

TANK LEVER - 8" - WHITE



- Replacement for Crane® and other toilets
- 3 hole design
- Plastic

Q200W

TANK LEVER - 8" - WHITE



- Replacement for Crane® and other toilets
- 3 hole design
- Plastic
- **Without packaging**

201A

TANK LEVER - 4" - CHROME



- Replacement for American Standard® toilets
- 3 hole design
- Metal

201AK

TANK LEVER - 4" - CHROME



- Replacement for American Standard® QH3176
- Plastic

201BK

TANK LEVER - 4" - WHITE



- Replacement for American Standard® QH3176
- Plastic

201CK

TANK LEVER - 4" - BONE



- Replacement for American Standard® QH3176
- Plastic

201GK

TANK LEVER - 4" - GREY



- Replacement for American Standard® QH3176
- Plastic



201R

AMERICAN STANDARD® TANK LEVER - WHITE



- OEM 047192-0200A
- 6" - 30°
- Plastic



201S

TANK LEVER - 4" - CHROME



- Replacement for American Standard® 738903-0020-A
- Fits Cadet® models
- Plastic

201T

AMERICAN STANDARD® TANK LEVER - WHITE



- OEM 047242-0200A
- 6" - 45°
- Plastic
- Fits American Standard® Aqualite™ toilets



200ELA

TANK LEVER - 9" - SIDE MOUNT - CHROME



- Replacement for Eljer® Emblem toilets
- Chrome-plated metal

201ELA

TANK LEVER - 9" - CHROME



- Replacement for American Standard® Eljer®
- Fits side mount Windsor® and Canterbury™ toilets
- Metal

201FL

FOREMOST® FLUSH BUTTON ASSEMBLY - CHROME



- OEM PB-TL-8267-Long/PB-PBUTTON-H-A36131
- For dual flush toilets
- Top mount, push button - Long style



200KHC

KOHLER® TANK LEVER - 10" - CHROME



- OEM GP30324-CP
- Fits Kohler® WellWorth® 1.6 G.P.F. toilets and select Water-Guard™ toilets
- Plastic



201KHC

KOHLER® FLUSHMATE® SHORT TANK LEVER - CHROME



- OEM GP1045276-CP
- Fits Kohler® K-4645/K-4484 and 503/504 series tanks
- Left hand tank lever for two piece toilets



200MC

MANSFIELD® TANK LEVER - CHROME



- OEM 160000015
- Front mount
- Plastic



200MW

MANSFIELD® TANK LEVER - WHITE



- OEM 160000013
- Front mount
- Plastic





Q201MC

MANSFIELD® TANK LEVER - 9" - CHROME



- OEM 41
- Front mount lever with flexible arm
- Plastic
- **Without packaging**



201TC

TANK LEVER - CHROME



- Replacement for Toto® THU004-C
- Side Mount

201VWK

TANK LEVER - WHITE



- Replacement for Vortens® Vienna™ V191-S
- Side mount tank lever

205

TOILET MOUNTING SCREW SET



- 5/16" x 2-1/4"
- Includes nuts and washers
- Brass
- Set of 2

206

TOILET MOUNTING BOLT SET



- 5/16" x 2-1/4"
- Includes nuts and washers
- Brass
- Set of 2

Q206

TOILET MOUNTING BOLT ASSEMBLY



- 5/16" x 2-1/4"
- Includes nut and washer
- Brass
- **Without packaging**

207

TOILET MOUNTING BOLT SET



- 5/16" x 2-1/4"
- Includes nuts and washers
- Plated steel
- Set of 2

257KT

TOILET BOLT AND CAP SET



- 5/16" X 2-1/4" Stainless Steel Bolts
- Includes 2 bolts, 2 nuts, 2 washers and 2 caps

Q207

TOILET MOUNTING BOLT ASSEMBLY



- 5/16" x 2-1/4"
- Includes nut and washer
- Plated steel
- **Without packaging**

206L

TOILET MOUNTING BOLT SET



- 5/16" x 3"
- Includes nuts and washers
- Brass
- Set of 2



Q206L TOILET MOUNTING BOLT ASSEMBLY



- 5/16" x 3"
- Includes nut and washer
- Brass
- **Without packaging**

Q206B TOILET MOUNTING BOLT NUT



- 5/16"
- Brass
- **Without packaging**

Q206C TOILET MOUNTING BOLT WASHER



- 5/16"
- Brass
- **Without packaging**

258W TOILET BOLT CAP SET - WHITE



- For use with most standard toilet mounting bolts
- Includes retainer washers
- Plastic
- Set of 2

Q258 TOILET BOLT CAP KIT - WHITE



- For use with most standard toilet mounting bolts
- Includes retainer washer
- Plastic
- **Without packaging**

258A TOILET BOLT CAP SET - BONE



- For use with most standard toilet mounting bolts
- Includes retainer washers
- Plastic
- Set of 2

258S DELUXE TOILET BOLT CAP SET



- Installs quickly without nut removal
- Includes 1/4" and 5/16" threaded retainer washers
- White
- Set of 2

259S TOILET SHIM SET



- Helps eliminate toilet wobble
- Plastic
- Set of 4

207B CARRIER NUTS & WASHERS



- Used for urinals and wall hung toilets
- Includes 4 nuts and 4 washers


207C CARRIER NUTS & WASHERS - EXTENDED



- Used for urinals and wall hung toilets
- Includes 4 nuts and 4 washers
- Works with short wall studs




209C TOILET TANK MOUNTING BOLT SET - 2-1/2"




- Includes 2 brass bolts, 2 brass nuts, 2 brass washers, and 2 laminated washers
- Fits American Standard® toilets

208 TOILET TANK MOUNTING BOLT SET - 3"



- 5/16" x 3"
- Includes nuts and washers
- Brass
- Set of 2

Q208B TANK MOUNTING BOLT WASHER




- Fits 5/16" bolt
- Brass
- Without packaging

Q208C TANK MOUNTING BOLT LAMINATED WASHER




- Fits 5/16" bolt
- Rubber
- Without packaging

209B TOILET TANK TO BOWL KIT




- Includes 2 brass bolts, 2 brass nuts, 4 brass washers, 4 laminated washers and 1 sponge gasket

209A TOILET TANK TO BOWL KIT WITH HEAVY DUTY GASKET



- Includes 2 brass bolts, 2 brass nuts, 4 brass washers, 4 laminated washers and 1 heavy duty sponge gasket
- Uses extra heavy Crane® type sponge gasket

209BF TOILET TANK MOUNTING BOLT SET - 3"




- 5/16" x 3"
- Includes 2 bolts, 2 nuts, 2 wing nuts, 6 metal washers, and 6 laminated washers
- Brass plated metal
- Set of 2

Q209BF TOILET TANK MOUNTING BOLT ASSEMBLY - 3"




- Includes bolt, nut, wing nut, 3 metal washers, and 3 laminated washers
- Brass plated metal
- Without packaging

209KH KOHLER® TANK TO BOWL KIT



- OEM GP51487
- Fits most two piece Kohler® toilets
- Includes nuts, washers and gasket



233 TANK TO BOWL GASKET



- Sponge Rubber



Q233

TANK TO BOWL GASKET



- Sponge rubber
- **Without packaging**

234

TANK TO BOWL GASKET



- Extra heavy sponge rubber
- Crane® type gasket

Q234

TANK TO BOWL GASKET



- Extra heavy sponge rubber
- Crane® type gasket
- **Without packaging**

234A

TANK TO BOWL GASKET



- Replacement for American Standard® and other toilets with 3" flush valves
- Fits American Standard® Cadet® 3 and others
- Sponge Rubber

211

TOILET TANK REPAIR KIT



- Includes Q214 flapper, Q222 float and Q229 fill valve assembly

211BCA

TOILET TANK REPAIR KIT



- Includes Brasscraft® adjustable anti-siphon fill valve and Hornet universal fit long life flapper
- Used to repair most standard flush toilets

211FK

TOILET TANK REPAIR KIT



- Includes 10" Coast® style anti-siphon ballcock, Hornet long life rubber flapper, float ball, 9" refill tube and 9" brass float rod

211L

TOILET TANK REPAIR KIT



- Includes 10" Hoover® anti-siphon ballcock, rubber flapper, float ball, 9" refill tube and 9" brass float rod

210A

UNIVERSAL ADJUSTABLE FLAPPER



- Replacement for most common 2" flappers
- Adjustable flush duration
- Includes Douglas® style adapter
- Includes hook and chain

213C

FLAPPER CHAIN



- Includes hook and ring
- Stainless steel



213HL

HORNET LONG LIFE FLAPPER - 3"



- Replacement for American Standard®, Toto®, Jacuzzi® and most 3" flush valves
- Includes hook and chain
- Vinyl

213L

HORNET LONG LIFE FLAPPER - RUBBER



- Replacement for new style Crane® toilets
- Includes no rust, no kink chain
- Resists harsh chemical environments

Q213L

HORNET LONG LIFE FLAPPER - RUBBER



- Replacement for new style Crane® toilets
- Includes no rust, no kink chain
- Resists harsh chemical environments
- **Without packaging**

214

FLAPPER - RUBBER



- Universal fit
- Includes hook and chain
- Rubber

214CP

FLAPPERS - 6 PACK



- Universal fit
- Includes hook and chain
- Rubber
- **Multi-pack - 6 piece**

Q214EK

FLAPPER - VINYL



- Universal fit
- Includes strap
- **Without packaging**

214H

HORNET LONG LIFE FLAPPER - VINYL



- Universal fit
- Includes no rust, no kink chain
- Resists harsh chemical environments

214L

HORNET LONG LIFE FLAPPER - RUBBER



- Universal fit
- Includes no rust, no kink chain
- Resists harsh chemical environments

Q214L

HORNET LONG LIFE FLAPPER - RUBBER



- Universal fit
- Includes no rust, no kink chain
- Resists harsh chemical environments
- **Without packaging**

214T

FLAPPER - VINYL



- Universal Fit For 6 litre / 1.6 gallon toilets
- With integrated strap



212A

WATER SAVER FLAPPER WITH ADJUSTABLE FLOAT



- Replacement for American Standard® 738165-0070A
- Includes hook and chain
- Adjustable float on lift chain to maximize water savings

213PL

FLAPPER - 3"



- Replacement for American Standard® 738920-0070-A
- Fits American Standard® Cadet® 3 and Jacuzzi® Perfecta™ toilets
- Includes hook and chain
- Plastic

212ELK

FLAPPER WITH COUNTER BALANCE



- Replacement for Eljer® 495-6035-00
- Includes hook and chain
- Fits insulated tanks

214A

SEAT DISC - SNAP ON



- Replacement for American Standard® Q3-3643
- Fits #5 flush valve

214AL

SEAT DISC - SNAP ON - LONG LIFE - RUBBER



- Replacement for American Standard® Q3-3643
- Fits #5 flush valve

214AA

SEAT DISC - SCREW ON



- Replacement for American Standard® Q7-3383
- Fits #5 flush valve

213A

VINYL FLAPPER



- Replacement for Coast® 53206
- Includes hook and chain

Q213A

VINYL FLAPPER



- Replacement for Coast® 53206
- Includes hook and chain
- **Without packaging**

212

CRANE® FLAPPER WITH STYROFOAM CENTRE



- OEM 57
- Old Crane® style
- Includes hook and chain



212K

FLAPPER - STYROFOAM CENTRE



- Replacement for Crane® 57
- Fits old Crane® style
- Includes hook and chain



213

FLAPPER - RUBBER



- Replacement for new style Crane®
- Includes hook and chain
- Rubber

213E

VINYL FLAPPER



- Replacement for new style Crane® C-3055
- With integrated strap

213KH

KOHLER® CLASS FIVE® FLAPPER



- OEM GP1078441
- Replacement for Kohler® 1016546 and 1042313
- Includes hook and chain



210TK

WATER SAVER FLAPPER



- Replacement for Toto® TA009/THU303
- Includes hook and chain

215A

TRIPLE SEAL TANK BALL



- Includes stem wire

267

UPPER AND LOWER LIFT WIRE SET



- Brass

214BK

FLUSH VALVE ACTUATOR ASSEMBLY



- Replacement for American Standard® QR-9350
- Includes seat disc and chain

214D

FLUSH VALVE CHAIN



- Fits American Standard® QR-9350
- Used with tilt type actuators

214C

FLUSH VALVE SEAL



- Replacement for American Standard® 73069-07
- Fits N3055 valve

218AK

FLUSH VALVE ASSEMBLY



- Replacement for American Standard® QH-3161
- Includes actuator





218PL

FLUSH VALVE ASSEMBLY - 3"



- Replacement for American Standard® 738921-101.0070A
- Fits American Standard® Cadet® 3 and Jacuzzi® Perfecta™ toilets
- Includes flapper



230AS

FLUSH VALVE GASKET



- Replacement for American Standard® 7301111-0070A
- Fits Champion® flush valves

230B

FLUSH VALVE GASKET - SILICONE



- Fits American Standard®/Foremost® dual flush valves
- Fits Master Plumber® 218FD

218FD

FOREMOST® FLUSH VALVE ASSEMBLY



- OEM PB-TL-8267-FLUSH VALVE
- For dual flush toilets
- Top mount, push button style



218D

MANSFIELD® FLUSH VALVE ASSEMBLY



- OEM 210
- For 3.5 G.P.F. toilets



218E

MANSFIELD® FLUSH VALVE ASSEMBLY



- OEM 211
- For 1.6 G.P.F. toilets



218F

MANSFIELD® FLUSH VALVE STOP CAP



- OEM 002255907



230A

MANSFIELD® FLUSH VALVE GASKET



- OEM 630-00-30/741-0011/741-0013
- Fits 210 & 211 flush valves and Denali® and Vanquish™ models
- 2.178" ID X 3.46" OD X 0.065" thickness



Q230A

MANSFIELD® FLUSH VALVE GASKET



- OEM 630-00-30/741-0011/741-0013
- Fits 210 & 211 flush valves and Denali® and Vanquish™ models
- 2.178" ID X 3.46" OD X 0.065" thickness
- **Without packaging**



.218

FLUSH VALVE ASSEMBLY



- Includes flapper





Q219

FLUSH VALVE ASSEMBLY



- Replacement for Douglas® pattern
- Includes 1" overflow tube
- Brass
- **Without packaging**

220D

URINAL SPUD ASSEMBLY - 1" X 3/4"



220

CLOSET SPUD ASSEMBLY - 2" X 2"



230

FLUSH VALVE WASHER - 2" - BEVELLED



220A

CLOSET SPUD ASSEMBLY - 2" X 1-1/2"



231

FLANGED SPUD WASHER - 2" X 2"



220B

CLOSET SPUD ASSEMBLY - 1-1/2" X 1-1/2"



231A

REDUCING SPUD WASHER - 2" X 1-1/2"



220C

CLOSET SPUD ASSEMBLY - 1-1/4" X 1-1/4"



231B

FLANGED SPUD WASHER - 1-1/2" X 1-1/2"





231C

FLANGED SPUD WASHER - 1-1/4" X 1-1/4"



231D

FLANGED SPUD WASHER - 1"

- Fits 3/4" urinal spud



228E

TANK FILL VALVE



- Use with 7/8" ballcock/fill valve connector
- With water level adjusting screw
- Not intended for use in potable water systems connected to municipal water systems

229J

BALLCOCK/FILL VALVE - 9-1/2" - 13-1/2"



- Replaces most common ballcocks/fill valves
- Adjustable 9-1/2" - 13-1/2"
- Includes brass float rod and refill tube



229BK

BALLCOCK/FILL VALVE - 9-1/2" - 13-1/2"



- Replacement for American Standard® QH-3020 & QH-3025
- Adjustable 9-1/2" - 13-1/2"
- Includes brass float rod and refill tube



244

BALLCOCK/FILL VALVE REPAIR KIT



- Replacement for American Standard® QR9506
- Fits American Standard® plastic fill valves

228FK

BALLCOCK/FILL VALVE - 10"



- Replaces Coast® type
- Includes brass float rod and refill tube



228GK

BALLCOCK/FILL VALVE - 8-1/2"



- Replaces Coast® type
- Includes brass float rod and refill tube



Q228GK

BALLCOCK/FILL VALVE - 8-1/2"



- Replaces Coast® type
- Includes brass float rod and refill tube
- **Without packaging**



239

BALLCOCK/FILL VALVE REPAIR KIT



- Fits 228FK/228GK fill valves



Q228J

BALLCOCK/FILL VALVE - 8"



- Replaces Coast® 1B1-X
- Includes brass float rod and refill tube
- **Without packaging**



240

BALLCOCK/FILL VALVE DIAPHRAGM



- Fits Fluidmaster® fill valves

229

BALLCOCK/FILL VALVE - 8-1/2"



- Replacement for Hoover® 8121R
- Includes brass float rod and refill tube



237

BALLCOCK/FILL VALVE REPAIR KIT



- Fits 229/Q229 fill valve

229L

BALLCOCK/FILL VALVE - 10"



- Replaces Hoover® type
- Includes float rod and refill tube



Q229T

BALLCOCK/FILL VALVE REPAIR KIT



- Fits Hoover® 4 screw style
- **Without packaging**

Q228MT

MANSFIELD® BALLCOCK/FILL VALVE - 11-1/2"



- OEM 88
- Includes brass float rod and refill tube
- **Without packaging**



Q251

MANSFIELD® BALLCOCK/FILL VALVE DIAPHRAGM SET



- OEM 3422067 & 9362069
- Fits Mansfield® 08/88 plastic fill valves
- **Without packaging**



229A

BALLCOCK/FILL VALVE COUPLING NUT



- Plastic

Q229A

BALLCOCK/FILL VALVE COUPLING NUT



- Plastic
- **Without packaging**



235

BALLCOCK/FILL VALVE SHANK WASHER

- 5/8" bevelled



Q257A

BALLCOCK/FILL VALVE SHANK LOCKNUT

- Fits most common ballcocks/fill valves
- Without packaging



Q222

TOILET TANK FLOAT - PLASTIC

- 4" x 5"
- For use with metal or plastic float rods
- Without packaging



Q222B

TOILET TANK FLOAT - COPPER

- 4" x 5"
- Without packaging



264

FLOAT ROD - 8" - BRASS



265

FLOAT ROD - 9" - BRASS



Q229G

REFILL TUBE CLIP

- Without packaging



266A

REFILL TUBE - 9"



Q285

TOILET MOUNTING FLANGE

- Brass
- Without packaging



Q288

TOILET MOUNTING FLANGE

- ABS
- Without packaging





287

TOILET FLANGE EXTENSION KIT



- Includes 3 flanges, 2 bolt assemblies and 1 tube of sealant

Q287B


TOILET FLANGE EXTENSION FLANGE



- Flange only

Q289

QUIK-FIX WOBBLY TOILET REPAIR KIT



- Includes 2 coated, heavy gauge, pre-slotted, steel die cut plates with mounting screws
- Will repair wobbly toilets or loose flanges without replacing floors
- Works with PVC, ABS and brass flanges
- **Without packaging**

289A

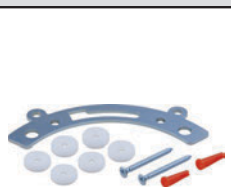
TOILET MOUNTING FLANGE REPAIR FLANGE WITH MOUNTING TABS



- Used to repair cracked or broken toilet mounting flanges
- Screw hole tabs for mounting
- Can be cut and/or bent to fit repair requirement
- Screw hole tabs for mounting to wood or concrete

289B

TOILET FLANGE REPAIR RING



- Replaces most toilet flanges
- Offset mounting ears allow installation of toilet mounting closet bolts
- Corrosion resistant
- Metal

225D

TOILET MOUNTING GASKET - BOWL TO WALL



- For wall mount toilets
- Includes alignment ring and adhesive tape roll
- 5.35" OD x 3.5" ID x .68" thick

226

TOILET MOUNTING GASKET - SPONGE RUBBER - 1/2"



- 1/2" X 4"
- Standard sponge

Q226

TOILET MOUNTING GASKET - SPONGE RUBBER - 1/2"



- 1/2" X 4"
- Standard sponge
- **Without packaging**

227

TOILET MOUNTING GASKET - SPONGE RUBBER - 3/4"



- 3/4" x 4"
- Thick sponge

Q227

TOILET MOUNTING GASKET - SPONGE RUBBER - 3/4"



- 3/4" x 4"
- Thick sponge
- **Without packaging**



Q227A

TOILET MOUNTING GASKET - SPONGE RUBBER - 1"



- 1" x 4"
- Extra thick sponge
- Without packaging

227B

TOILET MOUNTING GASKET - SPONGE RUBBER WITH POSITIONING HOLES



- 6.8" OD x .8" thick
- Bolt holes position the bolts upright & the gasket in correct position

Q224

WAX TOILET SETTING SEAL



- Fits 3" & 4" waste lines

Q225

WAX TOILET SETTING SEAL WITH HORN



- Fits 3" & 4" waste lines

Q225A

REINFORCED WAX TOILET SETTING SEAL



- Reinforced urethane sponge with horn - 4"
- Fits 3" and 4" waste lines

Q225B

WAX TOILET SETTING SEAL WITH HORN



- Extra thick
- Fits 3" and 4" waste lines

Q225C

WAX URINAL GASKET



- Wax gasket with urethane
- For use with wall mounted urinals

260AA

TOILET SEAT HINGE SET



- Post type
- White plastic
- Set of 2

260B

TOILET SEAT BOLT SET



- 1/2" diameter x 2-1/4" length
- Includes nut and washer
- Plastic
- Set of 2

Q260B

TOILET SEAT BOLT ASSEMBLY



- 1/2" diameter x 2-1/4" length
- Includes nut and washer
- Plastic
- Without packaging



260C

TOILET SEAT BOLT SET



- 3/8" diameter x 2-1/2" length
- Includes nut and washer
- Set of 2

260D

TOILET SEAT STABILIZER KIT



- Helps to prevent loose toilet seats
- Universal fit design
- Works with most seat and hinge styles
- Set of 4

260SW

TOILET SEAT WASHERS



- Rubber
- Multi-pack - 4 piece

261A

TOILET SEAT HINGE KIT



- Fits wood composition seats
- White plastic
- Includes mounting hardware

263A

TOILET PAPER ROLLER - WHITE



- Plastic

263CPA

TOILET PAPER ROLLER - CHROME



- Chrome-plated plastic



FITS AQUADIS® PRODUCTS

AD-3X

FAUCET CARTRIDGE - HOT



- Replacement for Aquadis® RP-BA12HOT
- 1/2" ceramic
- For 8" faucets and 4 piece roman tub faucets



See Actual Size REFERENCE

AD-4X

FAUCET CARTRIDGE - COLD



- Replacement for Aquadis® RP-BA12COLD
- 1/2" ceramic
- For 8" faucets and 4 piece roman tub faucets



See Actual Size REFERENCE

AD-7

TUB AND SHOWER CARTRIDGE



- Replacement for Aquadis® RP-D010
- Pressure balance cartridge with volume control

See Actual Size REFERENCE

FITS AMERICAN STANDARD® PRODUCTS

AS-8

AMERICAN STANDARD® FAUCET CARTRIDGE



- OEM 023529-0070A
- New Style - Ceramix™ or Reliant™ cartridge
- For single handle faucets



See Actual Size REFERENCE

FITS BELANGER™ PRODUCTS

142

BELANGER™ HANDLE KIT - TUB & SHOWER - PLASTIC



- OEM 2200
- Plastic lever handle for tub & shower diverter
- Includes handle, button and screw
- Chrome





FITS BRADLEY® PRODUCTS

B-1

**BRADLEY® BRADTROL
CARTRIDGE REPAIR KIT**



- OEM 300-760
- For Bradley® single control faucets
- Does not include stem
- Also used on some Cole™ faucets



FITS CUTHBERT™ PRODUCTS

QCU-2B

DIVERTER KNOB



- Replacement for Cuthbert™ 3360-5
- **Without packaging**

CU-2BK

**DIVERTER ASSEMBLY FOR
TUB AND SHOWER**



- Replacement for Cuthbert™ 3360-7A

See **Actual Size**
REFERENCE

CU-2K

**DIVERTER ASSEMBLY
FOR TUB AND SHOWER**



- Replacement for Cuthbert™ 1268-41
- Replacement for standard and large button diverters

See **Actual Size**
REFERENCE

CU-3

TUB AND SHOWER CARTRIDGE



- Replacement for Cuthbert™ MIV
- Fits both hot and cold
- For old style tub & shower

See **Actual Size**
REFERENCE

CU-4

DIVERTER ASSEMBLY WITH BONNET NUT



- Replacement for Cuthbert™ 1960-5A
- For built-in tub and shower faucets
- Also fits Belanger™ faucets

See **Actual Size**
REFERENCE

CU-10X

FAUCET SEATS - 9/16" - 24 TPI



- Replacement for Cuthbert™ and Belanger™ 0057A
- Renewable seat
- Fits all new style and most old style tub & shower, lavatory and deck faucets
- Brass
- **Multi-pack - 2 piece**



See **Actual Size**
REFERENCE

QCU-10X

FAUCET SEAT - 9/16" - 24 TPI



- Replacement for Cuthbert™ and Belanger™ 0057A
- Renewable seat
- Fits all new style and most old style tub & shower, lavatory and deck faucets
- Brass
- **Without packaging**



See **Actual Size**
REFERENCE



CU-12

FAUCET SEATS - LONG - 9/16" - 24 TPI



- Replacement for Cuthbert™ Nova™ tub and shower models 1960-1974 and Belanger™ faucets
- 9/16" - 24 TPI
- Brass
- **Multi-pack - 2 piece**

See Actual Size REFERENCE

QCU-12

FAUCET SEAT - LONG - 9/16" - 24 TPI



- Replacement for Cuthbert™ Nova™ tub and shower models 1960-1974 and Belanger™ faucets
- 9/16" - 24 TPI
- Brass
- **Without packaging**

See Actual Size REFERENCE

CU-13X

FAUCET CARTRIDGE REPAIR KIT



- For Cuthbert™ CII cartridge
- Includes 2 seats, 2 washers, 2 O-rings, 2 nylon gaskets, 2 screws



195R

TUB AND SHOWER SLEEVE



- Replacement for Cuthbert™ 1960-7
- Chrome

195T

TUB AND SHOWER FLANGE



- Replacement for Cuthbert™ and Mueller® 145107
- Chrome

FITS DELTA® PRODUCTS

D-13

DELTA® TUB AND SHOWER REPAIR KIT



- OEM RP1991
- For 1600 series tub and showers faucets
- Includes 2 seats and 1 stem unit



D-20

DIVERTER ASSEMBLY



- Replacement for Delta® RP2650

See Actual Size REFERENCE

D-21A

DELTA® TUB AND SHOWER CARTRIDGE



- OEM RP19804
- 13/14 series - Old style
- Pressure balance temperature control
- White and blue



See Actual Size REFERENCE

QD-23

DELTA® DIVERTER STEM



- OEM RP5649
- Push button
- Chrome stem
- **Without packaging**



See Actual Size REFERENCE



D-25

DELTA® TUB AND SHOWER CARTRIDGE KIT



- OEM RP32104
- 17 series - Old style
- Fits models 2005 and prior



See Actual Size REFERENCE

D-25A

DELTA® TUB AND SHOWER CARTRIDGE ASSEMBLY



- OEM RP46463
- 17 series - New style



See Actual Size REFERENCE

D-26

DELTA® TUB AND SHOWER CARTRIDGE ASSEMBLY



- OEM RP46074
- 13/14 series - New style
- Pressure balance temperature control
- Grey and white



See Actual Size REFERENCE

D-27

DELTA® TUB AND SHOWER CARTRIDGE ASSEMBLY



- OEM RP47201
- Fits 17T series
- Thermostatic cartridge



See Actual Size REFERENCE

166A

DELTA® HANDLE KIT - TUB & SHOWER - ACRYLIC



- OEM RP2392
- For single handle tub and shower faucets
- Includes handle, button and screw



167C

DELTA® HANDLE KIT - TUB & SHOWER - ACRYLIC



- OEM RP2391
- For single lever tub and shower faucets
- Includes handle, button and screw



Q167F

DELTA® HANDLE - TUB & SHOWER - ACRYLIC



- OEM RP5218
- For two handle roman tub
- Without packaging



Q167G

DELTA® HANDLE KIT - TUB & SHOWER - ACRYLIC



- OEM RP17451
- For single handle tub and shower faucets
- Includes handle, button and screw
- Without packaging



Q167P

DELTA® HANDLE KIT - TUB & SHOWER - ACRYLIC



- OEM RP17655
- For Monitor® bath handle
- Includes handle, button and screw
- Without packaging



167Q

DELTA® HANDLE ASSEMBLY - TUB & SHOWER - METAL



- OEM H79
- For single lever tub and shower faucets
- Contents include handle and spacer
- Chrome





FITS EMCO® PRODUCTS

E-10AA

EMCO® EQUITEMP™ PRESSURE BALANCE CARTRIDGE ASSEMBLY



- OEM 3103/51-197269
- Also fits Danfoss®, Waltec®, Delta® faucets



See Actual Size REFERENCE

QE-10C

STEM EXTENSION



- Replacement for Emco® 51-197044
- Plastic
- White
- Without packaging

E-11B

EMCO® DIVERTER ASSEMBLY WITH KNOB



- OEM 51-193209/2275
- For concealed tub and shower
- Includes chrome knob



See Actual Size REFERENCE

E-12

DIVERTER STEM ASSEMBLY



- Replacement for Emco® 51-193210
- For facemount tub and shower

See Actual Size REFERENCE

E-12A

DIVERTER CARTRIDGE ASSEMBLY



- Replacement for Emco® 2285/51-193782
- For facemount tub and shower

See Actual Size REFERENCE

E-22

DIVERTER ASSEMBLY



- Replacement for Emco® 51-138966
- For Doric™ old style, 3 valve tub and shower

See Actual Size REFERENCE

126B

EMCO® DIVERTER KNOB



- OEM 51-192439
- For facemount tub and shower



195G

CONCEALED TUB AND SHOWER FLANGE SLEEVE



- Replacement for Emco® 51-176219
- Use with Q199L
- Chrome

Q198G

DIVERTER SHROUD AND SLEEVE KIT




- Replacement for Emco® 51-195736 and 51-192932
- Plastic
- Chrome
- Without packaging



199L

TUB AND SHOWER FLANGE



- Replacement for Emco® 51-192864
- Use with 195G sleeve
- Chrome
- Plastic

E-14

EMCO® FAUCET SEATS - 9-16" - 27 TPI



- OEM 51-137719
- Brass
- Chrome plated brass
- **Multi-pack - 2 piece**



See **Actual Size**
REFERENCE

QE-14KX

FAUCET SEAT - 9/16" - 27 TPI



- Replacement for Emco® 51-137719
- Tub and shower
- Rough brass
- **Without packaging**



See **Actual Size**
REFERENCE

Q98

EMCO® HANDLE ASSEMBLY



- OEM 3100
- Chrome
- For Esprit™ / Equitemp™ faucets
- Includes handle, button and screw
- **Without packaging**



FITS GALT™ PRODUCTS

G-7

STEM ASSEMBLY



- Replacement for Galtmaster™ 70281
- For tub and shower valves (1953-1963)

See **Actual Size**
REFERENCE

G-8

STEM ASSEMBLY



- Replacement for Galtmaster™ 70283
- For tub and shower valves (1963-1969)

See **Actual Size**
REFERENCE

G-16

DIVERTER STEM ASSEMBLY



- Replacement for Galtmaster™ 70272
- For all Galtmaster™ tub and shower models (1954-1963)

See **Actual Size**
REFERENCE

G-17

DIVERTER STEM ASSEMBLY



- Replacement for Galtmaster™ 70284
- For all Galtmaster™ tub and shower models (1963-1965)

See **Actual Size**
REFERENCE



G-18

DIVERTER STEM ASSEMBLY



- Replacement for Galtmaster™ 70184
- For all Galtmaster™ tub and shower models (1965-1969)

See Actual Size REFERENCE

G-21

LAMINATED PACKINGS



- Replacement for Galtmaster™ 10822
- For tub and shower
- Multi-pack - 2 piece

FITS JAMECO™ PRODUCTS

J-4X

FAUCET SEATS - 1/2" - 20 TPI - LONG



- Replacement for Jameco™ 1103
- For tub & shower
- Rough brass
- Multi-pack - 2 piece



See Actual Size REFERENCE

QJ-4A

FAUCET SEAT - MEDIUM - 1/2" - 20 TPI



- Replacement for Jameco™ 531-4
- Rough brass
- Without packaging

See Actual Size REFERENCE

FITS KOHLER® PRODUCTS

KH-10

KOHLER® PRESSURE BALANCING VALVE REPAIR KIT



- OEM GP500520
- For All Rite-Temp® models



KH-11

KOHLER® MIXER CAP KIT



- OEM GP77759
- For K-304 Rite-Temp® valve



FITS MIXET® PRODUCTS

MX-1

MIXET® STEM ASSEMBLY



- OEM MS5AT-C
- Includes chrome retainer nut and PTFE head
- Since 1968



See Actual Size REFERENCE



81

MIXET® VOLUME CONTROL HANDLE KIT



- OEM MRH-CLR
- Includes handle and screw
- Clear



.86

MIXET® HANDLE KIT - TUB & SHOWER - PLASTIC



- OEM MTH-CLR
- For temperature control
- Clear plastic handle with screw



FITS MOEN® PRODUCTS

MO-10K

TUB & SHOWER CARTRIDGE



- Replacement for Moen® 1222
- Fits single handle, Posi-temp® models

See Actual Size REFERENCE

MO-189

TUB AND SHOWER FAUCET TRIM KIT - CHROME



- Replacement for Moen® Chateau®
- Clear handle with long/shallow broach
- Includes escutcheon and tube

105RK

HANDLE KIT - TUB & SHOWER - ACRYLIC



- Replacement for Moen® 14927
- For single handle tub and shower faucets
- Includes handle, button and screw

106K

HANDLE KIT - TUB & SHOWER - ACRYLIC



- Replacement for Moen® II 14359
- For two handle tub and shower faucet
- Includes handle, hot button, cold button and 2 screws

109AK

HANDLE KIT - TUB & SHOWER - ACRYLIC



- Replacement for Moen® 96884
- Fits single handle Moen® Chateau® Posi-Temp® tub and shower faucet
- Includes handle, button and screw

109CK

HANDLE KIT - TUB & SHOWER - METAL



- Replacement for Moen® 14732
- Lever handle for single handle Moen® Chateau® Posi-Temp® tub and shower faucet
- Includes handle, button and screw
- Chrome

109D

SHOWER HANDLE KIT - CHROME



- Replacement for Moen® single handle faucets
- Fits Moen® #1200, #1225, and #1222 cartridges



109K

HANDLE KIT - TUB & SHOWER - ACRYLIC



- Replacement for Moen® 96797
- For Moen® Chateau® single handle tub and shower faucets
- Includes handle, button and screw

FITS MUELLER® PRODUCTS

MU-9

TUB AND SHOWER STEM ASSEMBLY



- Replacement for Mueller® 91286
- For Beautycraft™, Mark III™ and Mark IV™ models
- With bibb washer and screw

See Actual Size REFERENCE

MU-10

DIVERTER STEM ASSEMBLY



- Replacement for Mueller® 91406
- For Beautycraft™, Mark III™ and Mark IV™ models
- With bibb washer and screw

See Actual Size REFERENCE

QMU-10A

DIVERTER STEM ASSEMBLY



- Replacement for Mueller® 91406A
- For Beautycraft™, Mark III™ and Mark IV™ models
- Includes body, stem assembly and bonnet
- Without packaging

See Actual Size REFERENCE

MU-11

TUB AND SHOWER STEM ASSEMBLY - HOT



- Replacement for Mueller® 145139
- For Mueller® Nova™, Niagara™, Nassau™ models

See Actual Size REFERENCE

MU-12

TUB AND SHOWER STEM ASSEMBLY - COLD



- Replacement for Mueller® 145141
- For Mueller® Nova™, Niagara™, Nassau™ models

See Actual Size REFERENCE

FITS PFISTER™ PRODUCTS

PF-5

PFISTER® WASHERLESS CARTRIDGE



- OEM 974-292
- Fits single handle kitchen, lavatory and tub and shower faucets



See Actual Size REFERENCE

PF-18

PFISTER® SHOWER CARTRIDGE



- OEM 974-042
- Fits pressure balance, single handle showers



See Actual Size REFERENCE



Q146

PFISTER® FLOWMATIC HANDLE



- OEM 940-321A
- For kitchen, lavatory and tub and shower faucets
- Chrome
- **Without packaging**



FITS STERLING® PRODUCTS

S-6

STERLING® CARTRIDGE AND STEM ASSEMBLY



- OEM A8105
- For Canadian tub and shower models



See **Actual Size**
REFERENCE

S-6K

CARTRIDGE AND STEM ASSEMBLY



- Replacement for Sterling® A8105
- For Canadian tub and shower models

See **Actual Size**
REFERENCE

S-7

STERLING® CARTRIDGE AND DIVERter STEM ASSEMBLY



- OEM A8106
- For Canadian tub and shower models



See **Actual Size**
REFERENCE

S-7K

CARTRIDGE AND DIVERter STEM ASSEMBLY



- Replacement for Sterling® A8106
- For Canadian tub and shower models

See **Actual Size**
REFERENCE

S-9KX

FAUCET SEATS - 9/16" - 24 TPI



- Replacement for Sterling® 99S47699
- For Canadian tub and shower models
- 9/16" - 24 TPI
- **Multi-pack - 2 piece**



See **Actual Size**
REFERENCE

S-11

STERLING® STEM PACKINGS



- OEM 99S3323
- For A8105 tub and shower cartridge
- **Multi-pack - 2 piece**



157K

ACRYLIC HANDLE KIT



- Replacement for Sterling® Tempo® A8369-71
- Includes handle, hot button, cold button and mounting screw
- For deck, centreset and tub and shower faucets



FITS SYMMONS® PRODUCTS

SY-2 SYMMONS® FLOW CONTROL SPINDLE



- OEM C-5
- For Safetymix®, single handle tub and shower valve



See Actual Size REFERENCE

SY-4 SYMMONS® HOT AND COLD SEAT REPAIR KIT



- OEM TA-4
- 2 piece kit



SY-5 SYMMONS® MAXI FLOW CONTROL SPINDLE



- OEM TA-10
- For Temptrol® single handle tub and shower valve



See Actual Size REFERENCE

SY-6 SYMMONS® WASHER REPAIR KIT



- OEM TA-9
- For Temptrol® valve



FITS VALLEY™ PRODUCTS

QV-8 SHOWER STEM EXTENDER



- Replacement for Valley™ V5805
- Without packaging

See Actual Size REFERENCE

117 HANDLE KIT - TUB & SHOWER - ACRYLIC



- Replacement for Valley™ V5013BG
- For single handle tub and shower faucets
- For new style
- Includes handle, button and screw

FITS WALLACEBURG™ PRODUCTS

WA-1KX FAUCET CARTRIDGE - HOT - NEW STYLE



- Replacement for Wallaceburg™ W3244 hot
- For two handle deck, centreset and tub and shower faucets
- Includes gasket



See Actual Size REFERENCE



WA-2KX

FAUCET CARTRIDGE - COLD - NEW STYLE



- Replacement for Wallaceburg™ W3244 cold
- For two handle deck, centreset and tub and shower faucets
- Includes gasket



See **Actual Size**
REFERENCE

WA-5

WALLACEBURG™ DIVERTER ASSEMBLY



- OEM W3280
- For Jubilee™ facemount tub and showers



See **Actual Size**
REFERENCE

WA-6

TUB AND SHOWER CARTRIDGE ASSEMBLY



- Replacement for Wallaceburg™ T3773
- For Jubilee™ facemount tub and shower faucets (1950-1968)

See **Actual Size**
REFERENCE

WA-7

TUB AND SHOWER DIVERTER ASSEMBLY



- Replacement for Wallaceburg™ T3775
- For Jubilee™ facemount tub and shower faucets (1950-1968)

See **Actual Size**
REFERENCE

WA-11X

WALLACEBURG™ FAUCET SEATS - 9/16" - 24 TPI



- OEM 16500
- 9/16" - 24 TPI
- Chrome plated
- For Faucet & Tub and shower
- **Multi-pack - 2 piece**



See **Actual Size**
REFERENCE

FITS WALTEC® PRODUCTS

W-7

WALTEC® DIVERTER ASSEMBLY



- OEM 76305
- For Starburst® and Flotrol™ facemount tub and shower valves (1970-1973)



See **Actual Size**
REFERENCE

W-8

WALTEC® DIVERTER ASSEMBLY



- OEM 76341
- For Starburst® and Flotrol™ facemount tub and shower valves (1974-1978)



See **Actual Size**
REFERENCE

W-9

DIVERTER ASSEMBLY



- Replacement for Waltec® T25159
- For Starburst® concealed tub and shower valves (1970-1974)

See **Actual Size**
REFERENCE

W-10

DIVERTER ASSEMBLY



- Replacement for Waltec® T25168
- For Flotrol™ concealed tub and shower valves (1970-1973)

See **Actual Size**
REFERENCE



W-11

WALTEC® DIVERTER ASSEMBLY



- OEM 76655
- For Starburst® and Flotrol™ concealed tub and shower valves (manufactured since 1974)



See Actual Size REFERENCE

W-13X

WALTEC®/WALLACEBURG™ FAUCET SEATS - LONG - 9/16" - 24 TPI



- OEM 16392/WP16392LF
- 9/16" - 24 TPI
- Chrome plated
- Multi-pack - 2 piece



See Actual Size REFERENCE

655

DIVERTER SEAT - "D" RINGS



- Replacement for Waltec® 16406
- For facemount and concealed 1974 Starburst® and Flotrol™ faucets
- Multi-pack - 4 piece

656

WALTEC® DIVERTER END SEALS



- OEM 16411
- For 76655 diverter assembly
- Multi-pack - 4 piece



163A

WALTEC® DIVERTER KNOB - PLASTIC



- OEM 10455
- For tub and shower
- ABS material
- Chrome



163B

WALTEC® DIVERTER KNOB - BRASS



- OEM T4234/18030
- For tub and shower
- Chrome plated brass



163F

TUB AND SHOWER DIVERTER KNOB KIT



- Replacement for Waltec® 76345
- For Starburst® and Flotrol™ faucets
- Push-Pull knob with screw
- Chrome

163N

WALTEC® DIVERTER KNOB KIT



- OEM 201017
- For facemount diverters
- Push-Pull knob with screw
- Chrome



195H

WALTEC® TUB AND SHOWER HOLD DOWN HUB



- OEM 16398
- Chrome



195J

WALTEC® DIVERTER HUB



- OEM 16420
- Chrome





195L WALTEC® TUB AND SHOWER FLANGE



- OEM 16417
- Chrome



195M WALTEC® DIVERTER FLANGE



- OEM 16421
- Chrome



192 ACRYLIC HANDLE SET



- Fits sink or tub and shower
- Includes 2 handles, 2 buttons, 2 adapters, 2 mounting screws and allen key

Q505BATK1 TUB AND SHOWER REMODEL TRIM KIT - SHOWER ONLY



- 1.75 G.P.M / 6.6 L/min showerhead
- Includes showerhead, shower arm and shower arm flange
- 3 piece kit - Chrome
- Plain packaging



Q505BATK1BN TUB AND SHOWER REMODEL TRIM KIT - SHOWER ONLY



- 1.75 G.P.M / 6.6 L/min showerhead
- Includes showerhead, shower arm and shower arm flange
- 3 piece kit -Brushed Nickel
- Plain packaging



Q505BATK2 TUB AND SHOWER REMODEL TRIM KIT - TUB AND SHOWER



- 1.75 G.P.M / 6.6 L/min showerhead
- Includes showerhead, shower arm, shower arm flange and diverter tub spout
- Tub spout with diverter for 5/8" OD copper tube
- 4 piece kit - Chrome
- Plain packaging



Q505BATK2BN TUB AND SHOWER REMODEL TRIM KIT - TUB AND SHOWER



- 1.75 G.P.M / 6.6 L/min showerhead
- Includes showerhead, shower arm, shower arm flange and diverter tub spout
- Tub spout with diverter for 5/8" OD copper tube
- 4 piece kit -Brushed Nickel
- Plain packaging



195 DIVERTER TUB SPOUT - 1/2" OR 3/4" IPS



- Connects at wall end
- Chrome



195B DIVERTER TUB SPOUT - 1/2" IPS



- Connects at nose end
- Chrome



195D DELTA® DIVERTER TUB SPOUT - PULL DOWN



- OEM RP17453
- Connects at nose or wall end
- Fits 1/2" IPS, 3/4" IPS or 1/2" Nom. Copper
- Chrome





195F

DIVERTER TUB SPOUT - UNIVERSAL MOUNTING



- Fits 1/2" IPS or 3/4" IPS wall nipples, 1/2" IPS at nose end or 1/2" Nom. Copper
- Includes hex key
- Chrome



196E

DIVERTER TUB SPOUT - 1/2" OR 3/4" IPS - SOLID BRASS



- 3/4" IPS with 1/2" IPS bushing to connect at wall end
- Chrome



197

DIVERTER TUB SPOUT - 1/2" OR 3/4" IPS - TELEPHONE SHOWER - TOP OUTLET



- Connects at wall end
- Chrome



.197A

DIVERTER TUB SPOUT - 1/2" OR 3/4" IPS - TELEPHONE SHOWER - SIDE OUTLET



- Connects at wall end
- Chrome



.197C

DIVERTER TUB SPOUT - 1/2" NOM - SLIP ON



- Connects at wall end
- Use with copper pipe
- Includes hex key
- Chrome



197CBN

DIVERTER TUB SPOUT - 1/2" NOM - SLIP ON



- Connects at wall end
- Use with copper pipe
- Includes hex key
- Brushed Nickel



Q197F

DIVERTER TUB SPOUT - 1/2" IPS - WITH EXTENSION



- Connects at nose end
- Use with iron pipe nipple
- 8-3/8" long (with extension)
- Chrome
- Plain packaging



195C

DIVERTER TUB SPOUT REPAIR KIT



- Includes chrome lift knob, plastic plate and washer

195A

TUB SPOUT - 1/2" NOM - SLIP ON



- Replacement for Emco® 51-194824
- Connects at wall end
- Includes hex key
- Chrome

196

TUB SPOUT - 1/2" IPS



- Replacement for Emco® 51-052579
- Connects at wall end
- 1/2" IPS threads
- Chrome





.196D

TUB SPOUT - 1/2" FINE OR 3/4" COARSE THREAD



- Replacement for Waltec® 76588
- Connects at nose end
- 3/4" coarse thread with 1/2" fine thread bushing
- Chrome



196DA

TUB SPOUT - 1/2" OR 3/4" IPS



- Connects at nose end
- 3/4" coarse thread with 1/2" coarse thread bushing
- Chrome



196AA

TUB SPOUT NIPPLE - 1/2" MIP X 3-1/4"



- Replacement for Emco® 51-194387
- Brass

.196A

TUB SPOUT NIPPLE - 1/2" MIP X 4-1/2"



- Brass

.196B

WALTEC® TUB SPOUT NIPPLE - 5-1/4"



- OEM T3744/WT3774/WP3774
- 1/2" x 5-1/4"
- Coarse thread x fine thread



.196C

TUB SPOUT BUSHINGS - 1/2" MIP X 5/8" ID



- Fits 1/2" Nom copper pipe
- Brass
- Multi-pack - 2 piece

.198

TUB SPOUT REDUCING BUSHING - 3/4" MIP X 1/2" FIP



- Rough brass
- Adapts 3/4" FIP tub spout to 1/2" MIP nipples

196Q

TUB SPOUT TRIM RING - CHROME



- Decorative trim ring
- Helps to conceal small gaps and imperfections in wall, at tub spout

196QBN

TUB SPOUT TRIM RING - BRUSHED NICKEL



- Decorative trim ring
- Helps to conceal small gaps and imperfections in wall, at tub spout

417

DRAIN STOPPER WITH CHAIN - BATHTUB & LAUNDRY TUB



- Fits 1-3/8" drains
- Includes 15" nickel plated brass chain
- White



.500

DRAIN STOPPER WITH CHAIN - BATHTUB



- Fits 1-1/2" drains
- Includes 15" nickel plated brass chain
- White

501A

DRAIN STOPPER WITH CHAIN - BATHTUB



- Fits 1-1/2" - 2" drains
- Includes 15" nickel plated chain
- White

.501

DRAIN STOPPER - BATHTUB



- Fits 1-1/2" - 2" drains
- White

Q501

DRAIN STOPPER - BATHTUB



- Fits 1-1/2" - 2" drains
- White
- **Without packaging**

536A

DRAIN STOPPER - BATHTUB



- Fits 1-3/8" drains
- Hollow
- White

Q536

DRAIN STOPPER - BATHTUB



- Fits 1-3/8" drains
- Hollow
- White
- **Without packaging**

537A

DRAIN STOPPER - BATHTUB



- Fits 1-1/2" drains
- Hollow
- White

Q537

DRAIN STOPPER - BATHTUB



- Fits 1-1/2" drains
- Hollow
- White
- **Without packaging**

538A

DRAIN STOPPER - BATHTUB



- Fits 1-5/8" drains
- Hollow
- White

539A

DRAIN STOPPER - BATHTUB



- Fits 1-3/4" drains
- Hollow
- White



540A

DRAIN STOPPER - BATHTUB



- Fits 1-7/8" drains
- Hollow
- White

500B

SNUG PLUG® DRAIN STOPPER - BATHTUB



- Fits 1-1/2" - 2" drains
- Fingertip activated to open and close
- White

502HS

HAIR SNARE™ DRAIN GUARD



- Universal fit with self sealing base
- White Plastic
- 5" Diameter

502HSM

SHOWER DRAIN STRAINER



- Brushed nickel
- Metal with rubber ring
- 5.75" Diameter

505AK

TINGLE KING® DELUXE SHOWER HEAD



- Replacement for Emco® 2207
- 2.5 gpm / 9.5 L/min
- White and chrome



Q505AK

TINGLE KING® DELUXE SHOWER HEAD



- Replacement for Emco® 2207
- 2.5 gpm / 9.5 L/min
- White and chrome
- Plain packaging



505B

SHOWER HEAD - 2.5 GPM



- 1/2" FIP
- 2.5 gpm / 9.5 L/min
- ABS material
- Black and chrome



505BA

SHOWER HEAD - 1.75 GPM



- 1/2" FIP
- 1.75 gpm / 6.6 L/min
- ABS material
- Black and chrome



505BB

SHOWER HEAD - 2.5 GPM



- 1/2" FIP
- 2.5 gpm / 9.5 L/min
- With brass knuckle
- Black and chrome



Q505C

SHOWER HEAD - ADJUSTABLE - 1-3/4" FACE



- 1/2" FIP
- 2.5 gpm / 9.5 L/min
- "Princess"
- Chrome-plated brass
- Plain packaging





Q505D

SHOWER HEAD - ADJUSTABLE - 2-1/4" FACE



- 1/2" FIP
- 2.5 gpm / 9.5 L/min
- "Prince"
- Chrome-plated brass
- Plain packaging



Q506

SHOWER HEAD - 2.0 GPM



- Universal fit
- 2.0 gpm / 7.5 L/min
- Touch-Clean® technology
- Chrome
- Plain packaging



507

WALTEC® FLOTROL™ SHOWER HEAD



- OEM 20D330
- 2.0 gpm / 7.5 L/min
- Chrome plated brass



507A

SHOWER HEAD - 2.5 GPM



- With shutoff
- 2.5 gpm / 9.5 L.P.M
- Chrome plated brass



Q505FR

SHOWER HEAD FLOW RESTRICTOR



- Restricts flow to 2.5 gpm / 9.5 L/min
- Rubber
- Without packaging

503

SHOWER ARM AND FLANGE - 6" - CHROME



- 1/2" IPS x 6" length
- Chrome-plated brass shower arm
- Chrome plated metal flange

503A

SHOWER ARM AND FLANGE - 6" - CHROME



- 1/2" IPS x 6" length
- Chrome-plated ABS shower arm
- Chrome plated metal flange

503BN

SHOWER ARM AND FLANGE - 6" - BRUSHED NICKEL



- 1/2" IPS x 6" length
- Brushed nickel plated brass shower arm
- Brushed nickel plated metal flange

503B

SHOWER ARM - 6" - CHROME



- 1/2" IPS x 6" length
- Chrome-plated brass

Q503B

SHOWER ARM - 6" - CHROME



- 1/2" IPS x 6" length
- Chrome-plated brass
- Without packaging



Q503SA

SHOWER ARM - 8" - CHROME



- 1/2" IPS x 8" length
- Chrome-plated brass
- Without packaging

503CA

SHOWER ARM FLANGE - CHROME



- Chrome-plated metal

503J

SHOWER ARM FLANGE WITH SET SCREW - CHROME



- Includes set screw
- Chrome-plated metal

509B

SHOWER DIVERTER - TWO-WAY - BRASS



- Used to add a hand shower to existing shower
- Chrome-plated brass

509BWC

SHOWER FLOW CONTROL - BRASS



- 1/2" - 14 NPT inlet and outlet threads
- Chrome-plated brass

511C

SHOWER HOSE - FLEXIBLE - 59"



- 59" length
- Chrome-plated stainless steel

511CS

SHOWER HOSE - FLEXIBLE - 72"



- 72" length
- Chrome-plated stainless steel

511D

SHOWER HOSE - STRETCHFLEX - 59"



- 59" length

511E

SHOWER HOSE - STRETCHFLEX - 72"



- 72" length

511RW

SHOWER HOSE WASHERS - RUBBER



- Replacement for most common shower hoses
- Multi-pack - 2 piece



Q511RW

SHOWER HOSE WASHER - RUBBER



- Replacement for most common shower hoses
- **Without packaging**

511BAA

BATH SPRAY HOSE



- Snaps on to tub spouts or faucet spout
- 40" hose length
- Commonly used for pet washing

511SH

HANDSHOWER KIT



- Includes wall bracket and mounting hardware
- Plastic
- White



511WBC

HANDSHOWER CONNECTOR AND WALL BRACKET KIT



- Includes swivel connector and wall bracket
- Also includes screws and plugs
- Chrome plated metal

511SP

SHOWER SPLASH GUARDS



- Includes shower curtain clips
- Plastic
- White
- 1 pair

Q511SP

SHOWER SPLASH GUARDS



- Includes shower curtain clips
- Plastic
- White
- 1 pair
- **Without packaging**

Q566

FAUCET - BATHCOCK DIVERTER



- 3-3/8" centres
- Chrome
- **Plain packaging**



Q568A

BATHCOCK ADAPTER FOR PERSONAL SHOWER



- 3/8" MIP. x 1/2" MIP
- For Q566 bathcock diverter
- Rough brass
- **Without packaging**

815

BATHCOCK COUPLING ELBOW KIT



- For tub and shower ballcock connections
- Includes 2 elbows and 2 nuts
- Chrome plated brass

504

SHOWER CURTAIN HOOKS




- Chrome
- **Multi-pack - 12 piece**




504C SHOWER CURTAIN HOLDBACK CHAIN KIT

- Includes chain, hook, screw and 2 rings



508 SHOWER ROD HOLDER SET

- For 1" OD shower rod
- Adjustable
- Chrome plated zinc




508B SHOWER ROD FLANGE SET - ROUND

- Includes 2 flanges and 4 screws
- Chrome-plated metal




508C SHOWER ROD FLANGE SET - OBLONG

- Includes 2 flanges and 4 screws
- Chrome-plated plastic




Q563A RECTANGULAR SHOWER ROD - 24" X 48"

- Includes wall and ceiling supports
- Chrome
- Plain packaging




Q567 SHOWER ROD SUPPORT AND FLANGE - 28"

- Wall or ceiling support
- For use with 1" shower rods
- Chrome
- Plain packaging




510 SHOWER STALL DRAIN - 1-1/2" IPS

- 1-1/2" IPS female
- Chrome



511 SHOWER STALL DRAIN - 2" IPS

- 2" female IPS thread
- Chrome



511K SHOWER DRAIN - SOLVENT WELD - ROUND

- Fits 2" or 3" ABS pipe
- Clamping collar with stainless steel bolts
- Reversible collar with threaded height adjustment
- Chrome



CERTIFIED

511L SHOWER DRAIN - SOLVENT WELD - SQUARE

- Fits 2" or 3" ABS pipe
- Clamping collar with stainless steel bolts
- Reversible collar with threaded height adjustment
- Chrome



CERTIFIED



Q198TT

TIP-TOE™ TUB CARTRIDGE ASSEMBLY WITH SHOE



- With 1-1/2" waste and overflow shoe
- Chrome
- Plain packaging

.198A

TIP-TOE™ TUB CARTRIDGE ASSEMBLY



- Replacement for Sterling® A8179

Q199W

TIP-TOE RUBBER WASHER



- Without packaging

198W

WALTEC® PRESSTO DRAIN PLUG



- OEM 33D660



199TT

CLICKER BATH TUB DRAIN PLUG



- With 1/4" post
- Chrome metal cap

199E

WASTE AND OVERFLOW SHOE STRAINER



- Replacement for Emco® 51-192926
- 1-1/2" to fit most popular waste and overflows
- Chrome

.199D

FLAT WASTE GASKET



- For waste and overflow shoe strainer

Q199BR

WASTE AND OVERFLOW BAR



- Metal
- Without packaging

.198C

WASTE AND OVERFLOW BAR AND CENTRE SCREW



- Replacement for Emco® 51-197114 and 51-195787
- For single hole bath waste and overflow plate
- Nylon bar

Q198D

WASTE AND OVERFLOW BAR



- Replacement for Emco® 51-197114
- For single hole bath waste and overflow plate
- Fits .198C
- Without packaging



Q198E

WASTE AND OVERFLOW CENTRE SCREW



- Replacement for Emco® 51-195787
- For single hole bath waste and overflow plate
- Fits .198C
- **Without packaging**

198EA

WASTE AND OVERFLOW SCREWS



- Replacement for Emco® 51-193033
- For nylon waste and overflow bar
- **Multi-pack - 2 piece**

199

TRIP LEVER WASTE AND OVERFLOW PLATE



- 2" centres
- Universal fit
- Metal
- Chrome

199AA

TWO HOLE BATH WASTE AND OVERFLOW PLATE - CHROME



- 2" centres
- Chrome
- Metal

199AS

SCREWS FOR WASTE AND OVERFLOW PLATE - CHROME



- 2 Pack
- Chrome
- **Multi-pack - 2 piece**

199AWSA

TWO HOLE BATH WASTE AND OVERFLOW PLATE KIT - CHROME



- 2" centres
- Includes screws
- Chrome
- Metal

Q199SBN

SCREW FOR WASTE AND OVERFLOW PLATE - BRUSHED NICKEL



- Brushed Nickel
- Metal
- **Without packaging**

199BA

SINGLE HOLE BATH WASTE AND OVERFLOW PLATE - CHROME



- Chrome
- Plastic

199BWSA

SINGLE HOLE BATH WASTE AND OVERFLOW PLATE KIT - CHROME



- Includes screw
- Chrome
- Plastic

.199C

BEVELLED OVERFLOW GASKET



- For waste and overflow



199TW

TAPERED OVERFLOW GASKET



- For waste and overflow



501C

DRAIN STOPPER WITH CHAIN - SINK



- Fits 1" to 1-3/8" drains
- Includes 11" nickel plated brass chain
- White

305

BASIN PLUG WITH CHAIN - 1-1/8"



- 11" Nickel-plated brass bead chain
- White

306

BASIN PLUG WITH CHAIN - 1-1/4"



- 11" Nickel-plated brass bead chain
- White

307

BEAD CHAIN WITH COUPLINGS - 11"



- #10 - 3/16" diameter
- Nickel-plated brass

307D

BEAD CHAIN WITH COUPLINGS - 15"



- #10 - 3/16" diameter
- Nickel-plated brass

Q307A

BEAD CHAIN COUPLER - TYPE "A"



- Fits #10 - 3/16" diameter chain
- **Without packaging**

307B

BEAD CHAIN COUPLERS - TYPE "B"



- Fits #10 - 3/16" diameter chain
- **Multi-pack - 50 piece**

Q307B

BEAD CHAIN COUPLER - TYPE "B"



- Fits #10 - 3/16" diameter chain
- **Without packaging**

Q350

BEAD CHAIN - #10 X 250 FT. SPOOL



- 3/16" diameter
- Nickel-plated brass
- **Without packaging**

Q357

BEAD CHAIN - #10 X 100 FT. SPOOL



- 3/16" diameter
- Nickel-plated brass
- **Without packaging**



500A SNUG PLUG® DRAIN STOPPER - SINK



- Fits 1" - 1-3/8" drains
- Fingertip activated to open and close
- White

501B DRAIN STOPPER - SINK



- Fits 1" to 1-3/8" drains
- White

Q501B DRAIN STOPPER - SINK



- Fits 1" to 1-3/8" drains
- White
- Without packaging

.502 FLAT DRAIN STOPPER - SINK



- 5" flat stopper
- Suction activated
- White

533A DRAIN STOPPER - SINK



- Fits 1" drains
- Hollow
- White

534A DRAIN STOPPER - SINK



- Fits 1-1/8" drains
- Hollow
- White

Q534 DRAIN STOPPER - SINK



- Fits 1-1/8" drains
- Hollow
- White
- Without packaging

535A DRAIN STOPPER - SINK



- Fits 1-1/4" drains
- Hollow
- White

Q535 DRAIN STOPPER - SINK



- Fits 1-1/4" drains
- Hollow
- White
- Without packaging

308 CRUMB CUP STRAINER - 1"



- 1.10" OD x .750" depth
- Stainless steel



415

CRUMB CUP STRAINER - LAUNDRY TUB - SHALLOW



- 1.43" OD x .42" depth
- Stainless Steel

415A

CRUMB CUP STRAINER - BASIN



- 1.59" OD x .91" depth
- Stainless Steel

Q308A

PLASTIC STRAINER - 2-3/8"



- White
- Without packaging

Q308B

PLASTIC STRAINER - 3-1/4"



- White
- Without packaging

308C

PLASTIC STRAINER ASSORTMENT



- Includes one 2-3/8" and one 3-1/4" strainer
- White

308D

UNIVERSAL SINK STRAINER



- Fits over most bathroom sink and tub drains
- 3-1/2" OD
- Brushed nickel

308SSMA

MESH DRAIN STRAINER - UNIVERSAL - SMALL



- Fits 1" opening
- 2-1/4" Flange OD
- Stainless steel

Q308SSMA

MESH DRAIN STRAINER - UNIVERSAL - SMALL



- Fits 1" opening
- 2-1/4" Flange OD
- Stainless steel
- Without packaging

308SSMB

MESH DRAIN STRAINER - UNIVERSAL - MEDIUM



- Fits 1-1/8" opening
- 2-3/4" Flange OD
- Stainless steel

Q308SSMB

MESH DRAIN STRAINER - UNIVERSAL - MEDIUM



- Fits 1-1/8" opening
- 2-3/4" flange OD
- Stainless steel
- Without packaging



308SSMC

MESH DRAIN STRAINER - UNIVERSAL - LARGE



- Fits 2-3/4" opening
- 4-1/2" Flange OD
- Stainless steel

Q308SSMC

MESH DRAIN STRAINER - UNIVERSAL - LARGE



- Fits 2-3/4" opening
- 4-1/2" Flange OD
- Stainless steel
- **Without packaging**

308SSM

MESH DRAIN STRAINER ASSORTMENT - UNIVERSAL



- Includes one of each size
- Fits 1", 1-1/8" and 2-3/4" openings
- Stainless steel

418

BASKET STRAINER - CENTRE POST



- Stainless steel

419

BASKET STRAINER - UNIVERSAL



- Large neoprene seal
- Stainless steel

419SSM

MESH BASKET STRAINER - WITH PLUG



- Universal fit

.420

BASKET STRAINER - NEOPRENE PUSH DOWN SEAL



- Stainless steel

420A

BASKET STRAINER - METAL ARROWHEAD CLIP



- Stainless steel

Q420BK

BASKET STRAINER - EASY TURN AND SEAL



- Replacement for KIL 980-1
- Stainless steel
- **Without packaging**

420C

SUPREME BASKET STRAINER



- OEM 31-0500
- With 2 step flex stem
- Stainless steel





420D

BASKET STRAINER - PUSH AND SEAL



- Ball bearing on post
- Stainless steel
- .372" stem diameter

420E

KINDRED® BASKET STRAINER



- OEM 1135B
- Push and seal with ball bearing post
- Stainless steel
- .312" stem diameter



420F

BLANCO BASKET STRAINER - 3-1/2"



- OEM 406301
- Push and seal with ball bearing post
- Stainless steel
- .314" stem diameter



420S

SUPREME BASKET STRAINER - TURN & SEAL



- OEM 31-0807-B



427BL

BLANCO BASKET STRAINER ASSEMBLY



- OEM 406243/406311
- Includes tailpiece



Q427NS

DELUXE BASKET STRAINER ASSEMBLY WITH TAILPIECE



- Universal fit design to fit standard sink openings
- Stainless steel tailpiece included
- Conical Strainer basket with ball bearing post included
- Stainless steel with deep basket



Q427S

BASKET STRAINER ASSEMBLY WITH TAILPIECE



- Universal fit design to fit standard sink openings
- Stainless steel tailpiece included
- Strainer basket with metal arrowhead clip included
- Stainless steel



Q428

BASKET STRAINER ASSEMBLY



- Includes 4 3/8" jam nut for stainless steel or enameled iron sinks
- Stainless steel
- Plain packaging



428

BASKET STRAINER ASSEMBLY



- Fits standard kitchen sink openings
- Includes 4 3/8" jam nut for stainless steel or enameled iron sinks
- Stainless steel

Q428S

SUPREME BASKET STRAINER ASSEMBLY WITH TAILPIECE



- OEM 41-0650-B
- Turn & Seal
- Supplier packaging





Q429

DUPLEX SINK STRAINER ASSEMBLY WITH TAILPIECE



- 2-1/2" diameter
- Includes prong style grid strainer
- Stainless steel
- **Plain packaging**



430

DUPLEX SINK STRAINER ASSEMBLY WITH TAILPIECE



- 2-1/2" diameter
- Stainless steel
- Uses 1-3/4" stopper
- **Plain packaging**



Q431

DUPLEX SINK STRAINER ASSEMBLY WITH DEEP BASKET



- 3" diameter
- Chrome-plated brass
- **Plain packaging**



431

DUPLEX SINK STRAINER ASSEMBLY WITH DEEP BASKET



- 3" diameter
- Chrome-plated brass

Q432

BAR SINK STRAINER ASSEMBLY WITH TAILPIECE



- 2-7/8" diameter
- Includes crumb cup
- Stainless steel
- **Plain packaging**



Q432A

BASKET STRAINER ASSEMBLY - TWIST-N-LOC™



- Positive acting drain valve helps prevent water leakage
- Stainless steel
- **Plain packaging**



443

BASKET STRAINER LOCKNUT - 1-1/2"



- 1-1/2"
- Metal

444

BASKET STRAINER LOCKNUT - 4-3/8"



- 4-3/8"
- Metal

444A

BASKET STRAINER JAM NUT WASHER



- 4-3/8"
- Rubber

413

DISHWASHER BRANCH SINK TAILPIECE - 1-1/2" X 6" - SLIP JOINT



- 1-1/2" x 6"
- Branch connection for 1/2" nominal copper
- Rough brass



414

DISHWASHER BRANCH SINK TAILPIECE - 1-1/2" X 8" - SLIP JOINT



- 1-1/2" x 8"
- Branch connection for 1/2" nominal copper
- Rough brass

414A

DISHWASHER BRANCH SINK TAILPIECE - 1-1/2" X 8" - THREADED



- 1-1/2" x 8" - 1-1/2" fine thread
- Branch connection for 1/2" nominal copper
- Rough brass
- For use with end and centre waste outlet

412A

DISHWASHER RUBBER CONNECTOR WITH CLAMPS



- For brass or plastic branch tailpiece
- Includes 4 clamps

412B

DISHWASHER RUBBER CONNECTOR WITH STAINLESS STEEL CLAMPS



- For brass or plastic branch tailpiece
- Includes 4 stainless steel clamps

445B

FLANGED SINK TAILPIECE - 2-5/8"



- 1-1/2" x 2-5/8"
- Rough brass

Q445B

FLANGED SINK TAILPIECE - 2-5/8"



- 1-1/2" x 2-5/8"
- Rough brass
- Without packaging

445

FLANGED SINK TAILPIECE - 4"



- 1-1/2" x 4"
- Rough brass

446

FLANGED SINK TAILPIECE - 6"



- 1-1/2" x 6"
- Rough brass

Q446A

FLANGED SINK TAILPIECE - 6"



- 1-1/2" x 6"
- Chrome-plated brass
- Without packaging

447

FLANGED SINK TAILPIECE - 8"



- 1-1/2" x 8"
- Rough brass



Q436

TAILPIECE WASHER - 1-1/2"



- Laminated rubber
- Without packaging

Q437

TAILPIECE WASHER - FLANGED - 1-1/2"



- Polymer
- Without packaging

451

TAILPIECE WASHER - FLANGED - 1-1/2"



- Polymer

437

TAILPIECE WASHERS - FLANGED - 1-1/2"



- Polymer
- Multi-pack - 100 piece

345CPA

POP-UP ASSEMBLY - CHROME



- 1-1/4" OD x 8"
- With mechanical linkage



345PLBN

POP-UP ASSEMBLY - BRUSHED NICKEL



- 1-1/4" OD x 8"
- Includes mechanical linkage
- Plastic body with metal flange and linkage
- With overflow for most standard bathroom sinks



Q198N

LIFT ROD ASSEMBLY FOR POP-UP



- Without packaging

Q198P

LIFT ROD CLIP FOR POP-UP



- Without packaging

344

POP-UP STOPPER



- Replacement for 345CP/Q345CP
- Fits pop-up drains with mechanical lift
- Chrome

346

POP-UP LINKAGE KIT



- Includes rod, strap and "V" clip
- Fits pop-up drains with mechanical lift
- Chrome



347

DELTA® POP-UP STOPPER



- OEM RP5648/80194923
- Also fits 345CPA/Q345CPA
- Chrome



348BN

PUSH ON/OFF POP-UP ASSEMBLY - BRUSHED NICKEL



- 1-1/4" OD x 8"
- With overflow for most standard bathroom sinks



348CP

PUSH ON/OFF POP-UP ASSEMBLY - CHROME



- 1-1/4" OD x 8"
- With overflow for most standard bathroom sinks



665B

P.O. PLUG ASSEMBLY - 8"



- 1-1/4" x 8"
- Includes chain and plug
- Chrome plated brass



666

P.O. PLUG ASSEMBLY - 6"



- 1-1/4" x 6"
- Includes chain and plug
- Chrome plated brass
- 3 piece design



303

P.O. PLUG GASKET - REGULAR BASIN



- Fits 1-1/4" P.O. plug
- For regular basin

303A

P.O. PLUG GASKET - TOP BASIN



- Fits 1-1/4" P.O. plug
- For top basin
- Optional to replace putty

303B

P.O. PLUG GASKET - FIBRE



- Fibre gasket

313

THREADED BRASS TUBING - 1-1/4" X 6"



- Chrome-plated brass
- Threaded both ends

314


THREADED BRASS TUBING - 1-1/4" X 8"



- Chrome-plated brass
- Threaded both ends




316 THREADED BRASS TUBING - 1-1/4" X 12"




- Chrome-plated brass
- Threaded both ends

316A THREADED BRASS TUBING - 1-1/2" X 12"




- Chrome-plated brass
- Threaded both ends

319 SLIP EXTENSION TUBE - 1-1/4" X 6"




- With slip joint nut
- Chrome-plated brass

320 SLIP EXTENSION TUBE - 1-1/4" X 8"




- With slip joint nut
- Chrome-plated brass

319A SLIP EXTENSION TUBE - 1-1/2" X 6"




- With slip joint nut
- Chrome-plated brass

321 SLIP EXTENSION COUPLING - 1-1/4" X 1-1/4"




- With nuts
- Chrome-plated brass

322 SLIP EXTENSION COUPLING - 1-1/2" X 1-1/2"




- With nuts
- Chrome-plated brass

323 SLIP EXTENSION ELBOW - 1-1/4" X 1-1/4"



- 90° elbow with nuts
- Chrome-plated brass

324 SLIP EXTENSION ELBOW - 1-1/2" X 1-1/2"



- 90° elbow with nuts
- Chrome-plated brass

Q660 P-TRAP - 1-1/4"



- 1-1/4" x 20 gauge
- Includes brass nuts and deep flange
- Chrome plated brass
- Plain packaging





Q662

J-BEND - 1-1/4"



- 1-1/4" x 20 gauge
- Includes brass nuts
- Chrome plated brass
- Plain packaging

Q663

J-BEND - 1-1/2"



- 1-1/2" x 20 gauge
- Includes brass nuts
- Chrome plated brass
- Plain packaging

Q669

CONTINUOUS WASTE - END OUTLET



- 1-1/2" x 16" x 22 gauge
- Direct connect
- Rough brass
- Plain packaging

Q671

OPEN GRID STRAINER WITH OFFSET AND TAILPIECE



- 1-1/4" x 17 gauge
- Chrome-plated brass
- Plain packaging



Q672

OPEN GRID STRAINER WITH TAILPIECE



- 1-1/4" x 17 gauge
- Chrome-plated brass
- Plain packaging



424

THREE PRONG GRID STRAINER - 1-5/8"



- Chrome

425

THREE PRONG GRID STRAINER - 1-7/8"



- Chrome

354W

AMERICAN STANDARD® VINYL BASIN RIM



- OEM AD9595
- White



355

VANITY BASIN HOLD DOWN CLAMPS



- Multi-pack - 4 piece

358

SINK AND BASIN HANGERS



- Multi-pack - 2 piece



426

SINK INSTALLATION CLAMPS



- Multi-pack - 4 piece

Q426

SINK INSTALLATION CLAMP



- Without packaging

318A

REDUCING SLIP JOINT NUT



- 1-1/2" x 1-1/4"
- Chrome-plated brass

Q433A

SLIP JOINT REDUCER WASHER - TAPERED-1-1/2" X 1-1/4"



- Polymer
- Without packaging

636

SLIP JOINT WASHERS - FLAT - 1-1/4"



- Rubber
- Multi-pack - 2 piece

637

SLIP JOINT WASHERS - FLAT - 1-1/2"



- Rubber
- Multi-pack - 2 piece

Q434

SLIP JOINT WASHER - FLAT - 1-1/2"



- Rubber
- Without packaging

Q435

SLIP JOINT WASHER - 2"



- Rubber
- Without packaging

438A

SLIP JOINT WASHERS - TAPERED - 1-1/4"



- Polymer
- Tapered
- Multi-pack - 2 piece

Q438

SLIP JOINT WASHER - TAPERED - 1-1/4"



- Polymer
- Tapered
- Without packaging



439A

SLIP JOINT WASHERS - TAPERED - 1-1/2"



- Polymer
- Tapered
- Multi-pack - 2 piece

Q439

SLIP JOINT WASHER - TAPERED - 1-1/2"



- Polymer
- Tapered
- Without packaging

317

SLIP JOINT NUT - 1-1/4"



- Rough brass

318

SLIP JOINT NUT - 1-1/4"



- Chrome-plated brass

449

SLIP JOINT NUT - 1-1/2"



- Rough brass

450

SLIP JOINT NUT - 1-1/2"



- Chrome plated brass

Q450Z

SLIP JOINT NUT - 1-1/2"



- Chrome plated zinc
- Without packaging

452

SINK HOLE COVER - SNAP IN



- 1-1/2" diameter
- Polished stainless steel

453

SINK HOLE COVER - STUD WITH NUT



- 1-3/4" diameter

460

SINK GASKET



- 1-1/2"
- Old style



Q1650

LAVATORY BASIN LEGS



- 30" - 32"
- 1 pair
- Chrome
- Plain packaging

Q1651

LAVATORY BASIN LEGS - HEAVY DUTY



- Adjustable
- 1 pair
- Chrome
- Plain packaging

Q1140

AUTOMATIC PLUMBING VENT



- Fits 1-1/2" pipe
- Non-corrosive ABS construction
- Without packaging

Q544A

SNAP-IN DRAIN COVER - 2"



- Fits 2" pipe
- Stainless steel
- Plain packaging

Q545

SNAP-IN DRAIN COVER - 3"



- Fits 3" pipe
- Stainless steel
- Plain packaging

Q546

SNAP-IN DRAIN COVER - 4"



- Fits 4" pipe
- Stainless steel
- Plain packaging

545WP

SNAP-IN DRAIN COVER - 3"



- Fits 3" pipe
- White plastic

Q548B

BACK FLOW PREVENTER - 2" BRASS



- Fits 2" drain
- Plain packaging

Q550

BACK FLOW PREVENTER - 3" BRASS



- Fits 3" drain
- Plain packaging

Q548

BACK FLOW PREVENTER - 3" STEEL



- Fits 3" drain
- Plain packaging



Q551

BACK FLOW PREVENTER - 4" BRASS



- Fits 4" drain
- Plain packaging

Q549

BACK FLOW PREVENTER - 4" STEEL



- Fits 4" drain
- Plain packaging

807ABN

SOAP DISPENSER ASSEMBLY - BRUSHED NICKEL



- Universal fit
- 500 ml capacity
- Brushed nickel

807AC

SOAP DISPENSER ASSEMBLY - CHROME



- Universal fit
- 500 ml capacity
- Chrome



.900

TECK® WASHER AND O-RING REPAIR KIT



- OEM 76600 / 060799A
- Fits Cambridge Brass®, Delta® Commercial and Teck® flushometers



901B

TECK® REPAIR KIT



- OEM 76601 / 061025A
- Fits Cambridge Brass®, Delta® Commercial and Teck® flushometers



901A

TECK® HANDLE CAGE ASSEMBLY



- OEM 77191 / 060810A
- Fits Cambridge Brass®, Delta® Commercial and Teck® flushometers



902A

TECK® HANDLE REPLACEMENT KIT



- OEM 76602 / 060801A
- Fits Cambridge Brass®, Delta® Commercial and Teck® flushometers



903

TECK® DIAPHRAGM



- OEM 10316 / 060079A-MMO
- Fits Cambridge Brass®, Delta® Commercial and Teck® flushometers



Q903

TECK® DIAPHRAGM



- OEM 10316 / 060079A-MMO
- Fits Cambridge Brass®, Delta® Commercial and Teck® flushometers
- **Without packaging**



904

TECK® VACUUM BREAKER SLEEVE ASSEMBLY



- OEM 70267 / 060785A
- Fits Cambridge Brass®, Delta® Commercial and Teck® flushometers
- Rubber



904K

VACUUM BREAKER SLEEVE ASSEMBLY



- Replacement for Cambridge Brass®, Delta® Commercial and Teck® toilets

905A

TECK® DIAPHRAGM AND GUIDE ASSEMBLY



- OEM 70230 / 060779A
- Fits Cambridge Brass®, Delta® Commercial and Teck® flushometers



906AB

TECK® METERING UNIT - PUSH BUTTON



- OEM 190009A / 060838A
- Fits Cambridge Brass®, Delta® Commercial and Teck® flushometers
- For Tempus push button models





906AA

TECK® METERING UNIT - OSCILLATING HANDLE



- OEM 190010A / 060839A
- Fits Cambridge Brass®, Delta® Commercial and Teck® flushometers
- For Tempus oscillating handle models



Q906B

TECK® OSCILLATING HANDLE & BONNET KIT



- OEM 190017A / 060842A
- Fits Cambridge Brass®, Delta® Commercial and Teck® flushometers
- Includes bonnet nut
- **Without packaging**



908

SLOAN® A-156-A DIAPHRAGM



- OEM 0301188



911

SLOAN® HANDLE ASSEMBLY



- OEM 0302279
- For B-32-A flushometer
- Chrome



912

SLOAN® K-60A PISTON ASSEMBLY WITH S-123A SEAT



- OEM 0311056 / 0314016



922

SLOAN® B-39 HANDLE SEAL



- OEM 3302297



923

SLOAN® HANDLE REPAIR KIT



- OEM 3302305
- For B-50A flushometer



925

VACUUM BREAKER SLEEVE ASSEMBLY - FOR SLOAN®



- Replacement for Sloan®, Zurn® and Emco® 3323192 / 51-195284

926K

FLUSH VALVE REBUILD KIT



- Replacement for Sloan® and Zurn® 1.5 thru 4.5 G.P.F. flushometers

927K

FLUSH VALVE INSIDE PARTS KIT - 3.5 G.P.F



- Replacement for Sloan® 3.5 G.P.F. flushometers
- For closet or urinal flushometers



928K

FLUSH VALVE INSIDE PARTS KIT - 1.6 G.P.F.



- Replacement for Sloan® 1.6 G.P.F. flushometers
- For closet flushometers

950

DELANY™ FLUSH VALVE REPAIR KIT - WATER CLOSET



- OEM 039002
- Also fits Crane® flushometers



951

DELANY™ FLUSH VALVE REPAIR KIT - URINAL



- OEM 039003
- Also fits Crane® flushometers



952A

DELANY™ DIAPHRAGM OPERATING ASSEMBLY - URINAL



- OEM 039007/P107-1AU
- Also fits Crane® flushometers



953A

DELANY™ DIAPHRAGM OPERATING ASSEMBLY - WATER CLOSET



- OEM 039008/P107AC
- Also fits Crane® flushometers



954

DELANY™ RUBBER VACUUM BREAKER SLEEVE



- OEM 302002/427A
- Also fits Crane® flushometers
- Includes washer



955A

DELANY™ RUBBERFLEX HANDLE ASSEMBLY



- OEM P333A/352310
- For Presto® flushometers
- Also fits Crane® flushometers



956

DELANY™ OPERATING STEM



- OEM 039048/P223-2
- Also fits Crane® flushometers



958

DELANY™ HANDLE FLEXER



- OEM 302022/P222-3
- Also fits Crane® flushometers





1450

ELECTRIC WATER HEATER ELEMENT - 120V/1500W/80 DENSITY



- Thread in mounting
- Includes mounting gasket
- 7-5/8" length

1451

ELECTRIC WATER HEATER ELEMENT - 240V/3000W/80 DENSITY



- Thread in mounting
- Includes mounting gasket
- 9" length

1452

ELECTRIC WATER HEATER ELEMENT - 240V/4500W/80 DENSITY



- Thread in mounting
- Includes mounting gasket
- 11-3/4" length

Q1453

ELECTRIC WATER HEATER ELEMENT - 240V/3800W/80 DENSITY



- Thread in mounting
- Includes mounting gasket
- 13-1/2" length
- **Without packaging**

Q1450G

ELEMENT GASKET - FOR THREAD IN WATER HEATER ELEMENTS



- 1.235" ID x 1.422 OD x .160 Thick
- **Without packaging**

1459

WATER HEATER ELEMENT WRENCH



- Removes and installs screw in type hex head water heater elements
- Helps to protect elements during installation

1456

ELECTRIC WATER HEATER ELEMENT - 240V/3000W/80 DENSITY



- Bolt on mounting
- Includes mounting gasket

Q1455G

ELEMENT GASKET - BOLT ON



- For bolt on water heater elements
- **Without packaging**

1460

ELECTRIC WATER HEATER THERMOSTAT - LOWER



- Replacement for Rheem® 07-284

1461

ELECTRIC WATER HEATER THERMOSTAT - UPPER



- Replacement for Rheem® 07-285
- High limit control for double element heaters



WATER HEATER REPAIR

1465

ELECTRIC WATER HEATER THERMOSTAT - LOWER



- Replacement for Giant®, GSW™, Rheem®, Whirlpool®, Kenmore® and other water heaters

1467

ELECTRIC WATER HEATER THERMOSTAT - UPPER



- Replacement for Giant®, GSW™, Rheem®, Whirlpool®, Kenmore® and other water heaters
- High limit control

1476

WATER HEATER DRAIN VALVE



- Plastic

Q1482

DRIP TUBE - 3/4" MALE X 3/4" FEMALE X 13"



- For water heater relief valve
- 90° elbow
- Plastic
- Without packaging

Q1483

DRIP TUBE - 3/4" MALE X 42"



- For water heater relief valve
- Plastic
- Without packaging

Q1484

DRIP TUBE - 3/4" MALE X 54"



- For water heater relief valve
- Plastic
- Without packaging

521A

RADIATOR AIR VALVE



- Coin or screwdriver operated

Q547

BOILER PLUG



- Without packaging



281A

COMPRESSION NUTS - 1/4"



- 1/4" OD tube
- Rough brass
- Multi-pack - 3 piece

281

COMPRESSION NUTS - 3/8"



- 3/8" OD tube
- Chrome
- Multi-pack - 2 piece

280A

COMPRESSION SLEEVES - 1/4"



- For 1/4" OD tube
- Multi-pack - 3 piece

280

COMPRESSION SLEEVES - 3/8"



- For 3/8" OD tube
- Multi-pack - 3 piece

339

COMPRESSION SLEEVES - 5/8"



- For 5/8" OD tube
- Multi-pack - 2 piece

341D

COMPRESSION SLEEVES FOR PLASTIC TUBE - 3/8"



- For 3/8" OD tube
- Multi-pack - 2 piece

Q341D

COMPRESSION SLEEVE FOR PLASTIC TUBE - 3/8"



- For 3/8" OD tube
- Without packaging

368

COMPRESSION SLEEVE AND INSERT SET FOR PLASTIC TUBE - 1/4"



- For 1/4" OD tube
- Includes 2 sleeves and 2 inserts



368A

COMPRESSION SLEEVE AND INSERT SET FOR PLASTIC TUBE - 3/8"



- For 3/8" OD tube
- Includes 2 sleeves and 2 inserts



360X

COMPRESSION FITTING PLUG - 3/8"



- For 3/8" OD tube
- Rough brass





Q360X

COMPRESSION FITTING PLUG - 3/8"



- For 3/8" OD tube
- Rough brass
- **Without packaging**



299

COMPRESSION FITTING - FEMALE TEE ADAPTER



- 3/8" OD tube x 3/8" OD tube x 1/4" female comp nut
- For icemaker, humidifier, or water filtration supply lines
- Connect to existing male compression valve or fitting



299A

COMPRESSION FITTING - FEMALE TEE ADAPTER



- 3/8" OD tube x 3/8" OD tube x 3/8" female comp nut
- For icemaker, humidifier, or water filtration supply lines
- Connect to existing male compression valve or fitting



Q299A

COMPRESSION FITTING - FEMALE TEE ADAPTER



- 3/8" OD tube x 3/8" OD tube x 3/8" female comp nut
- For icemaker, humidifier, or water filtration supply lines
- Connect to existing male compression valve or fitting
- **Without packaging**



342A

COMPRESSION FITTING - UNION



- 1/4" OD tube both ends



342X

COMPRESSION FITTING - UNIONS



- 3/8" OD tube both ends
- Rough brass
- **Multi-pack - 2 piece**



342BX

COMPRESSION FITTING - UNION



- 1/2" OD tube both ends
- Rough brass



342CX

COMPRESSION FITTING - UNION



- 5/8" OD tube both ends
- Rough brass



337X

COMPRESSION FITTING - REDUCING UNIONS



- 5/8" OD tube x 3/8" OD tube
- Chrome
- **Multi-pack - 2 piece**



366AX

COMPRESSION FITTING - UNION ELBOW



- 3/8" OD tube both ends
- Rough brass





366C

COMPRESSION FITTING - UNION ELBOW



- 5/8" OD tube both ends
- Rough brass



365AX

COMPRESSION FITTING - TEE



- 3/8" OD tube all 3 ends
- Rough brass



365C

COMPRESSION FITTING - TEE



- 5/8" OD tube all 3 ends
- Rough brass



367C

COMPRESSION FITTING - FEMALE REDUCING ADAPTER



- 3/8" OD tube x 1/2" FIP
- Rough brass



369C

COMPRESSION FITTING - MALE REDUCING ADAPTER



- 3/8" OD tube x 1/2" MIP
- Rough brass



369G

COMPRESSION FITTING - MALE REDUCING ADAPTER



- 5/8" OD tube x 1/2" MIP
- Rough brass



370C

COMPRESSION FITTING - MALE REDUCING ELBOW



- 3/8" OD tube x 1/2" MIP
- Rough brass



332X

COMPRESSION FITTING - MALE REDUCING ADAPTERS



- 3/8" OD tube x 1/2" MIP
- Chrome
- Multi-pack - 2 piece



333X

COMPRESSION FITTING - SWEAT REDUCING ADAPTERS



- 3/8" OD tube x 1/2" Nom copper
- Chrome
- Multi-pack - 2 piece



336X

COMPRESSION FITTING - SWEAT REDUCING ELBOWS





- 3/8" OD tube x 1/2" Nom copper
- Chrome
- Multi-pack - 2 piece





375C IRON PIPE FITTING - HEX PIPE NIPPLE

- 1/2" MIP both ends
- Rough brass



372C HOSE BARB FITTING - MALE ADAPTER

- 5/16" ID hose x 1/8" MIP
- Rough brass




371AX IRON PIPE FITTING - REDUCER BUSHING

- 3/8" MIP x 1/4" FIP
- Rough brass



372D HOSE BARB FITTING - MALE ADAPTER

- 3/8" ID hose x 1/4" MIP
- Rough brass



371BX IRON PIPE FITTING - REDUCER BUSHING

- 1/2" MIP x 3/8" FIP
- Rough brass


372E HOSE BARB FITTING - MALE ADAPTER

- 3/8" ID hose x 3/8" MIP
- Rough brass



.372 HOSE BARB FITTING - MALE ADAPTER

- 1/4" ID hose x 1/8" MIP
- Rough brass




372F HOSE BARB FITTING - MALE ADAPTER

- 1/2" ID hose x 3/8" MIP
- Rough brass



372A HOSE BARB FITTING - MALE ADAPTER

- 1/4" ID hose x 1/4" MIP
- Rough brass



372G HOSE BARB FITTING - MALE ADAPTER

- 1/2" ID hose x 1/2" MIP
- Rough brass





373

HOSE BARB FITTING - SPLICER



- 3/8" ID hose both ends
- Rough brass

373A

HOSE BARB FITTING - SPLICER



- 1/2" ID hose both ends
- Rough brass

529B

HOSE COUPLING ASSEMBLY



- 1/2" ID hose barb x 1/2" ID hose barb
- 2 Piece assembly with garden hose threads
- Rough brass

529C

HOSE COUPLING ASSEMBLY



- 3/4" ID hose barb x 3/4" ID hose barb
- 2 Piece assembly with garden hose threads
- Rough brass

525

GARDEN HOSE FITTING - MALE HOSE ADAPTER



- 3/4" male hose x 1/2" MIP
- Rough brass

Q525

GARDEN HOSE FITTING - MALE HOSE ADAPTER



- 3/4" male hose x 1/2" MIP
- Rough brass
- Without packaging

526

GARDEN HOSE FITTING - MALE HOSE ADAPTER



- 3/4" male hose x 3/4" MIP
- Rough brass

Q526

GARDEN HOSE FITTING - MALE HOSE ADAPTER



- 3/4" male hose x 3/4" MIP
- Rough brass
- Without packaging

527

GARDEN HOSE FITTING - MALE HOSE ADAPTER



- 3/4" male hose x 1/2" FIP
- Rough brass

528

GARDEN HOSE FITTING - MALE HOSE ADAPTER



- 3/4" male hose x 3/4" FIP
- Rough brass



526A

**GARDEN HOSE FITTING -
MALE HOSE UNION**



- 3/4" male hose x 3/4" male hose
- Rough brass

529

**GARDEN HOSE FITTING -
FEMALE SWIVEL HOSE UNION**



- 3/4" female hose both ends
- Use with 531 or 531RW hose washers
- Rough brass

529D

**GARDEN HOSE FITTING -
MALE HOSE BARB ADAPTER**



- 3/4" male hose x 1/2" ID hose barb
- Rough brass

Q529

**GARDEN HOSE FITTING -
FEMALE SWIVEL HOSE UNION**



- 3/4" female hose both ends
- Use with 531 or 531RW hose washers
- Rough brass
- **Without packaging**

529F

**GARDEN HOSE FITTING -
MALE HOSE BARB ADAPTER**



- 3/4" male hose x 3/4" ID hose barb
- Rough brass

529A

**GARDEN HOSE FITTING -
FEMALE HOSE ADAPTER**



- 3/4" female hose x 1/2" MIP
- Use with 531 or 531RW hose washers
- Rough brass

528A

**GARDEN HOSE FITTING -
FEMALE SWIVEL HOSE ADAPTER**



- 3/4" female hose x 1/2" FIP
- Use with 531 or 531RW hose washers
- Rough brass

529E

**GARDEN HOSE FITTING -
FEMALE SWIVEL HOSE BARB ADAPTER**



- 3/4" female hose x 1/2" ID hose barb
- Use with 531 or 531RW hose washers
- Rough brass

528B

**GARDEN HOSE FITTING -
FEMALE SWIVEL HOSE ADAPTER**



- 3/4" female hose x 3/4" FIP
- Use with 531 or 531RW hose washers
- Rough brass

529G

**GARDEN HOSE FITTING -
FEMALE SWIVEL HOSE BARB ADAPTER**



- 3/4" female hose x 3/4" ID hose barb
- Use with 531 or 531RW hose washers
- Rough brass



530

HOSE "Y" FITTING



- 3/4" female hose x 3/4" male hose x 3/4" male hose
- Zinc
- Use with 531 or 531RW hose washers

531DA

GARDEN HOSE ELBOW



- 3/4" female hose x 3/4" male hose
- Use with 531 or 531RW hose washers
- Rough brass

531DF

DISHWASHER ADAPTER - GARDEN HOSE



- 3/4" male hose X 3/8" MIP
- Rough brass

Q531DF

DISHWASHER ADAPTER - GARDEN HOSE



- 3/4" male hose X 3/8" MIP
- Rough brass
- Without packaging

327WPX

DISHWASHER ELBOW - GARDEN HOSE



- 3/8" OD comp. x 3/4" female hose
- Hose washer included
- Rough brass





282A

ESCUTCHEON - SHALLOW



- Fits 1/2" Nom (5/8" OD)
- Stainless steel

282B

SPLIT FLANGE



- Fits 1/2" Nom (5/8" OD)
- Chrome plated metal

282C

SPLIT FLANGE



- Fits 3/8" Iron pipe
- Chrome plated metal

282D

SPLIT FLANGE



- Fits 1/2" Iron pipe and 3/4" nominal copper tube
- Chrome plated metal

282EA

SPLIT FLANGE



- Fits 3/4" Iron pipe or 1" nominal copper tube
- Chrome plated metal

Q282F

SPLIT FLANGE



- Fits 1" Iron pipe
- Chrome plated metal
- Without packaging

282GA

SPLIT FLANGE



- Fits 1-1/4" Iron pipe
- Chrome plated metal

282HA

SPLIT FLANGE



- Fits 1-1/2" Iron pipe
- Chrome plated metal

282N

SPLIT FLANGE - 3/8"



- Fits 3/8" Iron Pipe or 5/8" OD Tube
- For floor or ceiling
- Chrome plated plastic

282P

SPLIT FLANGE - 1/2"



- Fits 1/2" Iron Pipe or 3/4" OD Tube
- For floor or ceiling
- Chrome plated plastic



290CP

COVER TUBE - 1/2" X 3-1/2"



- Use with 1/2" Nom / 5/8" OD tubing
- 3-1/2" length
- Chrome plated copper

531RW

GARDEN HOSE WASHERS - RUBBER



- Multi-pack - 12 piece

522X

STRAP NEEDLE VALVE KIT



- Self piercing
- Use with 1/2" and 3/4" iron pipe
- 1/4" OD outlet commonly used for humidifiers or ice makers
- Brass



Q531RW

GARDEN HOSE WASHER - RUBBER



- Without packaging

Q522KT

**ICE MAKER AND HUMIDIFIER
INSTALLATION KIT**



- 1/4" OD poly tubing x 25' length
- Includes self piercing needle valve and 1/4" compression union
- Also Includes two brass inserts & two plastic compression sleeves
- Supplier packaging

531FW

FILTER HOSE WASHERS



- With Metal screen
- Multi-pack - 4 piece

531

GARDEN HOSE WASHERS - PLASTIC



- Multi-pack - 12 piece

531A

UTILITY HOSE



- 5'
- 3/4" female hose end
- Includes washer
- Black

Q531

GARDEN HOSE WASHER - PLASTIC



- Without packaging

531B

WASHING MACHINE "Y" MIXER HOSE



- Combines hot and cold water supply into one
- Includes two washers



531D


HIGH PRESSURE WASHING MACHINE FILL HOSE - 90°



- 5'
- 3/4" female hose ends
- Includes 2 washers
- Black

531KT

HIGH PRESSURE WASHING MACHINE HOSE SET



- 5'
- 3/4" female hose ends
- Includes 4 washers
- Red & Blue hoses - 1 each

531C

HIGH PRESSURE WASHING MACHINE HOSE



- 5'
- 3/4" female hose ends
- Includes 2 washers
- Black

531G

HIGH PRESSURE WASHING MACHINE HOSE



- 8'
- 3/4" female hose ends
- Includes 2 washers
- Black

531E

WASHING MACHINE DISCHARGE HOSE WITH HOOK



- 5'
- With formed hook end

531EL

LINT TRAP SET



- Fits washing machine discharge hose
- Includes 2 lint traps and 2 tie straps

Q531H

DISHWASHER DISCHARGE HOSE



- 5/8" ID X 50' length
- Reinforced
- Black
- Plain packaging

Q532A

BACK FLOW PREVENTER - HOSE BIBB



- 3/4" female hose x 3/4" male hose
- Use with 531 or 531RW hose washers not included
- Rough brass
- **Without packaging**



532

BACK WATER PREVENTER - ROBBIE



- Neoprene

532B

DELTA® HOSE END VACUUM BREAKER



- OEM 32W600
- Rough brass





Q589 DRAIN CAP ASSEMBLY - FINE THREAD



- Replacement for Emco®/Delta® 54-035628/120009A
- Fine thread
- **Without packaging**



595 SUSPENSION PIPE CLAMPS - 1/2"



- For 1/2" PEX pipe
- Used to hang pipe below joists
- Plastic
- **Multi-pack - 10 piece**

597F BRAIDED VINYL TUBING - .250" ID X 20'



- .500" OD x .250" ID x 20' Coil
- Suitable for use with liquids, chemicals and gases
- Operating temperature range -4° C to 66° C
- Max. operating pressure: 250 PSI @ 21° C

597G BRAIDED VINYL TUBING - .375" ID X 10'



- .625" OD x .375" ID x 10' Coil
- Suitable for use with liquids, chemicals and gases
- Operating temperature range -4° C to 66° C
- Max. operating pressure: 225 PSI @ 21° C

597 BRAIDED VINYL TUBING - .500" ID X 10'



- .750" OD x .500" ID x 10' Coil
- Suitable for use with liquids, chemicals and gases
- Operating temperature range -4° C to 66° C
- Max. operating pressure: 200 PSI @ 21° C

597A BRAIDED VINYL TUBING - .625" ID X 10'



- .875" OD x .625" ID x 10' Coil
- Suitable for use with liquids, chemicals and gases
- Operating temperature range -4° C to 66° C
- Max. operating pressure: 200 PSI @ 21° C

597B BRAIDED VINYL TUBING - .750" ID X 10'



- 1.025" OD x .750" ID x 10' Coil
- Suitable for use with liquids, chemicals and gases
- Operating temperature range -4° C to 66° C
- Max. operating pressure: 150 PSI @ 21° C

597C BRAIDED VINYL TUBING - 1.000" ID X 10'



- 1.312" OD x 1.000" ID x 10' Coil
- Suitable for use with liquids, chemicals and gases
- Operating temperature range -4° C to 66° C
- Max. operating pressure: 100 PSI @ 21° C

597D BRAIDED VINYL TUBING - 1.250" ID X 10'



- 1.656" OD x 1.250" ID x 10' Coil
- Suitable for use with liquids, chemicals and gases
- Operating temperature range -4° C to 66° C
- Max. operating pressure: 100 PSI @ 21° C

597E BRAIDED VINYL TUBING - 1.500" ID X 10'



- 1.937" OD x 1.500" ID x 10' Coil
- Suitable for use with liquids, chemicals and gases
- Operating temperature range -4° C to 66° C
- Max. operating pressure: 100 PSI @ 21° C



Q604

CANDLE WICKING



- 2 oz ball
- Used to lubricate and seal bonnet nuts, stems etc.
- **Without packaging**

796

GASKET SHEET ASSORTMENT - 5 PIECES



- 6" x 6" sheets of assorted gasket material
- Contains red rubber, black rubber and cork gasket material

Q796A


GASKET SHEET - RED RUBBER PAD



- 6" x 6"
- **Without packaging**

Q796B

GASKET SHEET - BLACK RUBBER PAD



- 6" x 6"
- **Without packaging**

Q1015

PIPE JOINT COMPOUND - 1.3 OZ. STICK



- For sealing metal or plastic pipelines
- Withstands pressures up to 10,000 psi
- Withstands temperatures up to 750°F (399°C)
- Use to seal water, steam, butane and propane pipelines
- **Supplier packaging**

Q1016

PIPE JOINT COMPOUND - LA-CO® - JUMBO STICK



- For use on metal
- Use for up to 2,000 psi for liquid or 350 psi for gases
- Use for up to 350°F (177°C)
- **Supplier packaging**

Q1031H

PIPE JOINT COMPOUND - 1 OZ.



- For use on metal pipe threads
- Used to create tight joints on lines carrying water, steam or air
- For use for up to 10,000 psi for liquids or 3,000 psi for gases
- Not for use on plastic pipe threads
- **Supplier packaging**

Q1032

EPOXY PUTTY - STIK-IT - 4 OZ.



- General purpose epoxy putty
- Hand kneadable and fast curing
- Mixes in one minute to provide permanent repairs
- Can be drilled, sanded, tapped, machined or painted
- **Supplier packaging**

Q1034

GLOOZIT® PLUMBERS ADHESIVE AND SEALANT



- Industrial strength sealant and adhesive
- 90 ml
- Remains flexible once cured
- **Supplier packaging**

Q1037

PLUMBER'S ABRASIVE CLOTH - SMALL SPOOL



- 15' spool
- For cleaning pipes and fittings
- **Without packaging**



Q1038

PLUMBER'S ABRASIVE CLOTH - LARGE SPOOL



- 75 ft. spool
- For cleaning pipes and fittings
- **Without packaging**

1039

PLUMBERS CLOTH - OPEN MESH - 180 GRIT



- For prepping copper pipe and fittings for soldering
- 5 yard roll

Q1023

SOLDERING PASTE - ALL CONDITION - 57 G JAR



- Petrolatum based paste used for typical sweat soldering
- Lead free and NSF® listed for use with potable water systems
- Works on pipes that are frozen, cold or wet
- **Supplier packaging**

1030

PUTTY TAPE - 5/8" X 54" SPOOL



- Used for sealing and weather proofing joints
- Will not shrink, crack or dry out
- Remains permanently flexible and is paintable
- Can be used up to 300° F

Q1031A

STAINLESS PLUMBER'S PUTTY - 14 OZ TUB



- Will not shrink, bleed, harden, crack or crumble
- Resistant to water, gases and odors
- Formulated to stay soft and flexible

Q1031B

STAY SOFT STAINLESS PLUMBER'S PUTTY - 5 LB TUB



- Will not shrink, bleed, harden, crack or crumble
- Resistant to water, gases and odors
- Formulated to stay soft and flexible
- **Supplier packaging**

1036

PLUMBER'S GREASE - 2 OZ.



- Lubricates stems of faucets, valves, ballcocks, etc.
- Waterproof
- Not for use on rubber or synthetic O-rings
- Use in temperatures from -20°F/ -29°C to 250°F/121° C

1036C

SILICONE GREASE - 1/2 OZ.



- Lubricates stems of faucets, valves, ballcocks, etc.
- Use where regular lithium based greases can't
- Can be used on rubber or synthetic O-rings
- Can be used up to 450°F/ 232° C

Q1070

PORCELAIN TOUCH-UP GLAZE - CRANE® WHITE



- Repairs chips, scratches and other imperfections in porcelain
- Includes brush applicator
- **Supplier packaging**

Q1076

PORCELAIN TOUCH-UP GLAZE - CRANE® ANTIQUE WHITE



- Repairs chips, scratches and other imperfections in porcelain
- Includes brush applicator
- **Supplier packaging**



Q1081

**PORCELAIN TOUCH-UP GLAZE -
AMERICAN STANDARD® WHITE**



- Repairs chips, scratches and other imperfections in porcelain
- Includes brush applicator
- **Supplier packaging**

Q1084

**PORCELAIN TOUCH-UP GLAZE -
AMERICAN STANDARD® BONE**



- Repairs chips, scratches and other imperfections in porcelain
- Includes brush applicator
- **Supplier packaging**



Q1103A

CHERNE® TEST-BALL PLUG - 3"



- Test drain, waste and vent systems in every type of pipe
- Test at pressures up to 13 psi
- Ring and chain assembly included
- Helps prevent the plug from being drawn into DWV systems during tests
- **Without packaging**

Q1103B

CHERNE® TEST-BALL PLUG - 4"



- Test drain, waste and vent systems in every type of pipe
- Test at pressures up to 13 psi
- Ring and chain assembly included
- Helps prevent the plug from being drawn into DWV systems during tests
- **Without packaging**

Q1108

CHERNE® END OF PIPE GRIPPER PLUG - 2"



- For drain, waste and vent testing and stack testing
- Rated for 17 psi
- Extra large wing nut
- End-of-pipe design seals only at the end of a pipe
- **Without packaging**

Q1108A

CHERNE® END OF PIPE GRIPPER PLUG - 3"



- For drain, waste and vent testing and stack testing
- Rated for 17 psi
- Extra large wing nut
- End-of-pipe design seals only at the end of a pipe
- **Without packaging**

Q1108B

CHERNE® END OF PIPE GRIPPER PLUG - 4"



- For drain, waste and vent testing and stack testing
- Rated for 17 psi
- Extra large wing nut
- End-of-pipe design seals only at the end of a pipe
- **Without packaging**

Q1108C

ECONOMY TEST PLUG - 2"



- Includes wing nut
- Used to seal drain waste system for testing
- **Without packaging**

Q1108D

ECONOMY TEST PLUG - 3"



- Includes wing nut
- Used to seal drain waste system for testing
- **Without packaging**

Q1108E

ECONOMY TEST PLUG - 4"



- Includes wing nut
- Used to seal drain waste system for testing
- **Without packaging**

Q1109A


TUBE BENDING SPRING - 1/2"



- Helps to prevent kinking or flattening of tubing while bending
- **Without packaging**

Q714C

FAUCET SEAT GAUGE



- Metal
- Used to help identify the replacement faucet seat required
- **Without packaging**



1110 SIX STEP SEAT WRENCH

- For installation and removal of faucet seats



Q1111 TAPERED SEAT WRENCH

- For installation and removal of faucet seats
- Without packaging



1122F FAUCET RESEATING KIT - "DRIP STOPPER"

- Includes 2 flat cutters and 4 flat washers
- Used to repair leaking faucet seats



Q1124 RATCHETING FAUCET SEAT WRENCH KIT

- For easy removal of faucet seats
- Includes 3 tools and ratchet
- Without packaging



Q1116 WATER PUMP PLIERS

- 10"
- 2-1/8" jaw opening
- Without packaging



Q1118 WATER PUMP PLIERS - SMOOTH JAW

- 10"
- 2-1/8" jaw opening
- Without packaging



Q1123 RACHETING WRENCH

- For 1/2" and 9/16" Nuts
- For easy toilet bolt installation
- Without packaging



1130 TELESCOPING INSPECTION MIRROR - 24"

- Designed to inspect and view difficult areas
- Fully extends to 24 inches



1131 TORPEDO LEVEL - 9" - MAGNETIC

- Full length magnetic edge keeps level firmly in place
- Top read window simplifies readings in confined areas
- High impact ABS plastic frame



Q1136 NUT DRIVER - 5/16"

- Without packaging





1138

P.O. PLUG WRENCH



- Use to hold the pop up drain plug in place during its installation
- Double-sided to fit most pop ups and sink drains

1138A

TUB DRAIN REMOVER



- for installing and removing tub drains and spuds
- Requires an adjustable wrench or screwdriver to operate (not included)

1141

FOUR-WAY SILLCOCK KEY



- Use with valve with 1/4", 9/32", 5/16" and 11/32" square faucet stems
- Use to open or close radiators, water valves and outside garden spigots
- Facilitates handle removal to prevent tampering and accidental operation

1145

PIPE REPAIR KIT



- Fits 3/8", 1/2" and 3/4" galvanized pipe
- Fits 1/2" to 1" copper pipe
- Clamps on to leaking pipe to seal leak
- 12 piece kit

Q1146

STRAP WRENCH - ADJUSTABLE



- 2" IPS capacity
- Helps to prevent damage to pipe surfaces during installation or removal
- **Without packaging**

Q1126

ACID BRUSH - 1/2"



- Use to easily apply compounds and glue
- **Without packaging**

Q1127

CEMENT AND UTILITY BRUSH - 1"



- Use to apply pipe solvent cement, bonding agents and adhesives
- **Without packaging**

Q1128A

COPPER FITTING BRUSH - 1/2"



- Use to clean fittings in preparation for soldering
- **Without packaging**

Q1128B

COPPER FITTING BRUSH - 3/4"



- Use to clean fittings in preparation for soldering
- **Without packaging**

Q1128C

COPPER FITTING BRUSH - 1"



- Use to clean fittings in preparation for soldering
- **Without packaging**



Q1128D

4-IN-1 TUBE AND FITTING BRUSH



- Used to prepare copper pipe and fittings for soldering
- **Without packaging**

Q1166

HACKSAW BLADES - JUNIOR SIZE



- Replacement blades for Q1167 junior hacksaw
- Package of 5
- **Supplier packaging**

1119

TUBE CUTTER - MINI - 1/8" TO 7/8"



- For copper and PVC tubing
- Ideal for cutting in tight spaces
- Red

1459

WATER HEATER ELEMENT WRENCH



- Removes and installs screw in type hex head water heater elements
- Helps to protect elements during installation

1121C

TUBE CUTTER - CLOSE QUARTER - 1/2"



- For 1/2" nom / 5/8" OD tubing
- Auto-tensioning

1121D

TUBE CUTTER - CLOSE QUARTER - 3/4"



- For 3/4" nom / 7/8" OD tubing
- Auto-tensioning

Q1167

JUNIOR HACKSAW



- Uses Q1166 replacement blades
- **Without packaging**

ACTUAL SIZE REFERENCE – FLAT WASHERS



**614
747
Q747**

OD 1/2"



**615
Q748**

OD 17/32"



Q616T

OD 9/16"



**616
749**

OD 9/16"



**617
.750
Q750**

OD 19/32"



618

OD 5/8"



619

OD 21/32"




**620
Q753**

OD 11/16"



621

OD 3/4"



621A

OD 13/16"



622

OD 7/8"

ACTUAL SIZE REFERENCE – BEVELLED WASHERS



**605
Q757**

OD 1/2"



606

OD 17/32"



**607
Q759**

OD 9/16"



**608
Q760**

OD 19/32"



609

OD 5/8"



610

OD 21/32"



611

OD 11/16"



612

OD 3/4"



Q732T

ID 1/8"
OD 1/4"
Wall 1/16"



Q732R

ID 5/32"
OD 9/32"
Wall 1/16"



Q730A

ID 3/16"
OD 5/16"
Wall 1/16"



Q732S

ID 7/32"
OD 11/32"
Wall 1/16"



Q730

ID 1/4"
OD 3/8"
Wall 1/16"



Q728

ID 5/16"
OD 7/16"
Wall 1/16"




Q728A

ID 3/8"
OD 1/2"
Wall 1/16"




**723
Q723**

ID 3/8"
OD 9/16"
Wall 3/32"




Q729A

ID 3/4"
OD 7/8"
Wall 1/16"




Q723A

ID 21mm
OD 23mm
Wall 1mm




Q720A

ID 13/16"
OD 15/16"
Wall 1/16"




Q720

ID 3/4"
OD 15/16"
Wall 3/32"




Q651A

ID 7/8"
OD 1"
Wall 1/16"




Q722A

ID 3/4"
OD 1"
Wall 1/8"




Q732F

ID 1-1/8"
OD 1-3/8"
Wall 1/8"




Q732K

ID 1-3/16"
OD 1-7/16"
Wall 1/8"




Q651B

ID 1-3/8"
OD 1-1/2"
Wall 1/16"




**717
Q717**

ID 1-5/16"
OD 1/2"
Wall 3/32"




Q719

ID 1-9/16"
OD 1-3/4"
Wall 3/32"



Q732N

ID 1-1/2"
OD 1-7/8"
Wall 3/16"



Q732H

ID 1-3/4"
OD 2-1/8"
Wall 3/16"



Q727A

ID 1/2"
OD 5/8"
Wall 1/16"



Q727

ID 7/16"
OD 5/8"
Wall 3/32"



725

ID 1/2"
OD 11/16"
Wall 3/32"




**721
Q721**

ID 7/16"
OD 11/16"
Wall 1/8"



**724
Q724**

ID 9/16"
OD 3/4"
Wall 3/32"




**732
Q732**

ID 11/16"
OD 13/16"
Wall 1/16"




726

ID 5/8"
OD 13/16"
Wall 3/32"




Q722

ID 13/16"
OD 1"
Wall 3/32"




Q722B

ID 13/16"
OD 1-1/16"
Wall 1/8"




Q732D

ID 15/16"
OD 1-3/16"
Wall 1/8"




Q732J

ID 1"
OD 1-1/4"
Wall 1/8"




Q732G

ID 1-1/16"
OD 1-5/16"
Wall 1/8"




Q718

ID 1-1/4"
OD 1-1/2"
Wall 1/8"




Q732E

ID 1-5/16"
OD 1-9/16"
Wall 1/8"



Q732C

ID 1-7/16"
OD 1-5/8"
Wall 3/32"



Q732L

ID 1-3/8"
OD 1-5/8"
Wall 1/8"

AS-3X

FAUCET SEAT - 7/16" - 24 TPI



CR-14KX

FAUCET SEAT - 9/16" - 18 TPI



CR-15

FAUCET SEAT - LONG - 1/2" - 18 TPI



CU-10X

FAUCET SEATS - 9/16" - 24 TPI



CU-11X

FAUCET SEATS - 1/2" - 20 TPI



CU-12

FAUCET SEATS - LONG - 9/16" - 24 TPI



E-13X

EMCO® FAUCET SEATS - 9/16" - 25.5 TPI



E-14

EMCO® FAUCET SEATS - 9-16" - 27 TPI



G-13KX

FAUCET SEATS - 1/2" - 27 TPI



G-14KX

FAUCET SEATS - 9/16" - 27 TPI



J-3X

FAUCET SEATS - 1/2" - 20 TPI



J-4X

FAUCET SEATS - 1/2" - 20 TPI - LONG



MU-13X

FAUCET SEATS - 17/32" - 24 TPI




QCU-10X

FAUCET SEAT - 9/16" - 24 TPI



QCU-12

FAUCET SEAT - LONG - 9/16" - 24 TPI



QE-13KX

FAUCET SEAT - 9/16" - 27 TPI



QE-13X

EMCO® FAUCET SEAT - 27 TPI



QE-14KX

FAUCET SEAT - 9/16" - 27 TPI



QJ-4A

FAUCET SEAT - MEDIUM - 1/2" - 20 TPI



QW-12KX

FAUCET SEAT - 9/16" - 24 TPI



QW-12X

WALTEC®/WALLACEBURG™ FAUCET SEAT - 9/16" - 24 TPI



S-8KX

FAUCET SEATS - 1/2" - 24 TPI



S-9KX

FAUCET SEATS - 9/16" - 24 TPI



WA-11X

WALLACEBURG™ FAUCET SEATS - 9/16" - 24 TPI



W-12X

WALTEC®/WALLACEBURG™ FAUCET SEATS - 9/16" - 24



W-13X

WALTEC®/WALLACEBURG™ FAUCET SEATS - LONG - 9/16" - 24 TPI



AD-3X

FAUCET CARTRIDGE - HOT



AD-4X

FAUCET CARTRIDGE - COLD



AD-5X

FAUCET CARTRIDGE - HOT



AD-6X

FAUCET CARTRIDGE - COLD



AD-7

TUB AND SHOWER CARTRIDGE



AD-9

FAUCET CARTRIDGE



AS-1

FAUCET CARTRIDGE - HOT



AS-8

AMERICAN STANDARD® FAUCET CARTRIDGE



AS-9

FAUCET CARTRIDGE - COLD



BE-1X

FAUCET CARTRIDGE - HOT



BE-2X

FAUCET CARTRIDGE - COLD



CB-1X

CAMBRIDGE BRASS® CARTRIDGE - COLD




CB-2X

CAMBRIDGE BRASS® CARTRIDGE - HOT




CB-3X

CAMBRIDGE BRASS® CARTRIDGE KIT - COLD



CB-4X

CAMBRIDGE BRASS® CARTRIDGE KIT - HOT



CR-1

CRANE® DIALESE™ FAUCET CARTRIDGE - HOT



CR-1KX

FAUCET CARTRIDGE - HOT



CR-2

CRANE® DIALESE™ FAUCET CARTRIDGE - COLD



CR-2KX

FAUCET CARTRIDGE - COLD



CR-3KX

FAUCET CARTRIDGE STEM - HOT



CR-4KX

FAUCET CARTRIDGE STEM - COLD



CR-7KX

FAUCET CARTRIDGE - SELF CLOSING



CR-9KX

HOSPITAL CARTRIDGE - HOT



CR-10KX

HOSPITAL CARTRIDGE - COLD



CR-11KX

HOSPITAL CARTRIDGE STEM - HOT




CR-12KX

HOSPITAL CARTRIDGE STEM - COLD




CR-13KX

FAUCET CARTRIDGE



CU-1X

FAUCET CARTRIDGE



CU-2BK

DIVERTER ASSEMBLY FOR TUB AND SHOWER



CU-2K

DIVERTER ASSEMBLY FOR TUB AND SHOWER



CU-3

TUB AND SHOWER CARTRIDGE



CU-4

DIVERTER ASSEMBLY WITH BONNET NUT



CU-8X

FAUCET STEM - HOT



CU-9X

FAUCET STEM - COLD



D-1

DELTA® FAUCET CARTRIDGE



D-2A

DELTA® BALL ASSEMBLY




D-4A

DELTA®/PEERLESS® BALL ASSEMBLY




D-20

DIVERTER ASSEMBLY




D-21A

DELTA® TUB AND SHOWER CARTRIDGE



D-25

DELTA® TUB AND SHOWER CARTRIDGE KIT



D-25A

DELTA® TUB AND SHOWER CARTRIDGE ASSEMBLY



D-26

DELTA® TUB AND SHOWER CARTRIDGE ASSEMBLY




D-27

DELTA® TUB AND SHOWER CARTRIDGE ASSEMBLY




D-28

DELTA® FAUCET CARTRIDGE




D-29

DELTA® FAUCET CARTRIDGE - 1/4 TURN STOP



D-31X

DELTA® CER-TECK® CARTRIDGE ASSEMBLY - HOT



D-32X

DELTA® CER-TECK® CARTRIDGE ASSEMBLY - COLD



D-33

DELTA® DST CARTRIDGE




D-36

DELTA® FAUCET CARTRIDGE



E-1X

EMCO® FAUCET CARTRIDGE - OLD STYLE




E-2A

EMCO® WATERTITE® FAUCET CARTRIDGE



E-4X

EMCO® LAUNDY FAUCET CARTRIDGE



E-10AA

EMCO® EQUITEMP™ PRESSURE BALANCE CARTRIDGE ASSEMBLY




E-11B

EMCO® DIVERTER ASSEMBLY WITH KNOB



E-12

DIVERTER STEM ASSEMBLY



E-12A

DIVERTER CARTRIDGE ASSEMBLY



E-21X

EMCO® LOCKSHIELD CARTRIDGE



E-22

DIVERTER ASSEMBLY




E-25X

EMCO® FAUCET CARTRIDGE




G-7

STEM ASSEMBLY



G-8

STEM ASSEMBLY



G-16

DIVERTER STEM ASSEMBLY



G-17

DIVERTER STEM ASSEMBLY



G-18

DIVERTER STEM ASSEMBLY



GU-1

GLOBE UNION® FAUCET BALL VALVE REPAIR KIT



GU-2

GLOBE UNION® FAUCET CARTRIDGE KIT




GU-3 GLOBE UNION® FAUCET CARTRIDGE - HOT




GU-4 GLOBE UNION® FAUCET CARTRIDGE - COLD



J-1X FAUCET CARTRIDGE - HOT




J-2X FAUCET CARTRIDGE - COLD



KH-1

KOHLER® CERAMIC FAUCET CARTRIDGE - COLD



KH-2

KOHLER® CERAMIC FAUCET CARTRIDGE - HOT



KH-3

KOHLER® SINGLE HANDLE FAUCET CARTRIDGE



KH-4

KOHLER® SINGLE HANDLE FAUCET CARTRIDGE




KH-5

KOHLER® SINGLE HANDLE FAUCET CARTRIDGE




KH-6K

FAUCET CARTRIDGE - HOT



KH-7K

FAUCET CARTRIDGE - COLD



MO-1K

FAUCET CARTRIDGE - TWO HANDLE WIDESPREAD



MO-2K

FAUCET CARTRIDGE - SINGLE HANDLE



MO-3K

FAUCET CARTRIDGE - TWO HANDLE




MO-10K

TUB & SHOWER CARTRIDGE



MU-9

TUB AND SHOWER STEM ASSEMBLY



MU-10

DIVERTER STEM ASSEMBLY



MU-11

TUB AND SHOWER STEM ASSEMBLY - HOT




MU-12

TUB AND SHOWER STEM ASSEMBLY - COLD



MX-1

MIXET® STEM ASSEMBLY



PF-5

PFISTER® WASHERLESS CARTRIDGE




PF-18

PFISTER® SHOWER CARTRIDGE



PF-19

PFISTER® FAUCET CARTRIDGE




QD-23

DELTA® DIVERTER STEM



QE-1X

EMCO® FAUCET CARTRIDGE - OLD STYLE



QE-3CX

EMCO® FAUCET CARTRIDGE



QE-4X

EMCO® LAUNDRY FAUCET CARTRIDGE



QE-25X

EMCO® FAUCET CARTRIDGE



QMU-10A

DIVERter STEM ASSEMBLY



QPF-20

PFISTER® FAUCET CARTRIDGE



QPF-21

PFISTER® FAUCET CARTRIDGE - HOT



QPF-22

PFISTER® FAUCET CARTRIDGE - COLD



QV-8

SHOWER STEM EXTENDER



QW-20X

WALTEC® FAUCET CARTRIDGE - HOT




QW-21X

WALTEC® FAUCET CARTRIDGE - COLD



S-6

STERLING® CARTRIDGE AND STEM ASSEMBLY




S-6K

CARTRIDGE AND STEM ASSEMBLY




S-7

STERLING® CARTRIDGE AND DIVERTER STEM ASSEMBLY




S-7K

CARTRIDGE AND DIVERTER STEM ASSEMBLY




SY-2

SYMMONS® FLOW CONTROL SPINDLE




SY-5

SYMMONS® MAXI FLOW CONTROL SPINDLE




T-1

T & S BRASS® FAUCET STEM ASSEMBLY - HOT



T-2

T & S BRASS® FAUCET STEM ASSEMBLY - COLD



T-3

T & S BRASS® ETERNA™ CARTRIDGE INSERT - HOT



T-4

T & S BRASS® ETERNA™ CARTRIDGE INSERT - COLD



T-5

T & S BRASS® STEM ASSEMBLY FOR ETERNA™ CARTRIDGE - HOT



T-6

T & S BRASS® STEM ASSEMBLY FOR ETERNA™ CARTRIDGE - COLD




T-7

T & S BRASS® ETERNA™ STEM ASSEMBLY - HOT




T-8

T & S BRASS® ETERNA™ STEM ASSEMBLY - COLD



T-9

T & S BRASS® SPRAY VALVE BONNET ASSEMBLY



T-10

T & S BRASS® ETERNA™ STEM ASSEMBLY WITH SPRING - HOT




T-11

T & S BRASS® ETERNA™ STEM ASSEMBLY WITH SPRING- COLD



UB-1

UBERHAUS® CERAMIC LAVATORY CARTRIDGE - HOT




UB-2

UBERHAUS® CERAMIC LAVATORY CARTRIDGE - COLD



UB-3X

UBERHAUS® CERAMIC WIDESPREAD LAVATORY CARTRIDGE - HOT




UB-4X

UBERHAUS® CERAMIC WIDESPREAD LAVATORY CARTRIDGE - COLD




UB-12

UBERHAUS® FAUCET CARTRIDGE



V-1

SINGLE LEVER CONTROL ASSEMBLY



V-2 TWO HANDLE CONTROL ASSEMBLY - NEW STYLE



V-6X SINGLE LEVER CARTRIDGE KIT - WITHOUT DIVERTER



V-7 TWO HANDLE CONTROL ASSEMBLY - OLD STYLE




W-1KX FAUCET CARTRIDGE - HOT - OLD STYLE



W-2KX

FAUCET CARTRIDGE - COLD - OLD STYLE




W-7

WALTEC® DIVERTER ASSEMBLY




W-8

WALTEC® DIVERTER ASSEMBLY



W-9

DIVERTER ASSEMBLY



W-10

DIVERTER ASSEMBLY



W-11

WALTEC® DIVERTER ASSEMBLY



W-20X

WALTEC® FAUCET CARTRIDGE - HOT



W-21X

WALTEC® FAUCET CARTRIDGE - COLD



WA-1KX

FAUCET CARTRIDGE - HOT - NEW STYLE



WA-2KX

FAUCET CARTRIDGE - COLD - NEW STYLE



WA-3KX

FAUCET CARTRIDGE - HOT - OLD STYLE



WA-4KX

FAUCET CARTRIDGE - COLD - OLD STYLE



WA-5

WALLACEBURG™ DIVERTER ASSEMBLY



WA-6

TUB AND SHOWER CARTRIDGE ASSEMBLY



WA-7

TUB AND SHOWER DIVERTER ASSEMBLY



Term	Page Number
A	
Abrasive Cloth	9.1, 9.2
Acid brush	10.4
Actuator - Flush valve	2.10
Adapter	7.3, 7.4, 7.5, 7.6
Aerator	1.36
Bathcock	3.21
Adhesive and sealant	9.1
Aerator	
Adapter	1.36
Faucet	1.32 - 1.35
Flow restrictor	1.35
Screen	1.35
Washer	1.35
Wrench	1.32
Arm and flange - Shower	NP.2, 3.19
Arm - Shower	3.19, 3.20
Assortment	
Ball Sealer	1.21
Faucet seat	1.17
Faucet washer	1.19 - 1.21
Fibre washer	1.30
Gasket sheet	9.1
O-ring	1.23, 1.24
Plumbing repair	1.17
Screw	1.22
Strainer	4.3, 4.4
Waltec repair	1.16
B	
Back flow preventer	4.14, 4.15, 8.3
Ball	
Faucet	1.6, 1.9
Toilet tank	2.10
Sealers	1.21
Ballcock	2.13, 2.14, 2.15
Bar - Waste and overflow	3.23
Basin	
Faucet	1.45
Legs - lavatory	4.14
Plug	4.1
Rim	4.11
Rosettes	1.44
Basket	
Strainer	4.4, 4.5
Strainer assembly	4.5, 4.6
Strainer nut	4.6
Strainer washer	4.6
Bathcock	
Adapter	3.21
Diverter	3.21
Elbow	3.21
Bead chain	4.1
Bead chain coupler	4.1
Bibb screw	1.21, 1.22
Blade - Hacksaw	10.4
Boiler plug	6.2
Bolt	
Toilet mounting	2.4, 2.5
Toilet seat	NP.2, 2.18
Toilet tank	2.6
Bonnet	
Assembly	1.13
Nut	1.1
Packing	1.14
Braided vinyl tubing	8.4
Brush	
Cement and utility	10.3
Acid	10.3
Fitting	10.3, 10.4

Term	Page Number
Bubbler	
Drinking fountain	1.45
Bushing	
Fitting	7.4
Tub spout	3.16
Button	
Delta® flushometer	5.1
Handle index	1.38, 1.39, 1.42, 1.43
Assembly - flush	2.3
C	
Cache Aerator	NP.1, 1.32
Candle wicking	9.1
Cap	1.6
Delta® Assembly	1.6
Toilet bolt	NP.2, 2.4, 2.5
Valve drain	8.4
Carrier nut and washer set	2.5
Cartridge	
Bubbler	1.46
Faucet	NP.1, 1.1 - 1.17
Tip-Toe	3.23
Tub and shower	NP.2, 1.1, 1.13
3.1 - 3.5, 3.8, 3.9, 3.11, 3.12	
Stem	1.4, 1.5, 1.12, 1.13, 3.10
Gasket	1.29
Insert	1.13
Repair kit	1.2, 1.5, 1.8, 1.10, 1.16
3.2, 3.3	
Cement and utility brush	10.3
Chain	
Flapper	2.7
Flush valve	2.10
Shower curtain	3.22
Coupler	4.1
Clamp	
Basin hold down	4.11
Sink install	4.12
Clamps - Pipe suspension	8.4
Clip	
Pop-up	4.8
Refill tube	2.15
Closet spud assembly	2.12
Compound - Pipe joint	9.1
Compression	7.1 - 7.3
Nut	7.1
Plug	7.1, 7.2
Sleeve	7.1
Sleeve & insert	7.1
Connector - Dishwasher drain	4.7
Continuous waste outlet	4.11
Cork gasket	1.28, 1.29
Coupling	4.11
Slip joint	4.10
Cover	
Drain	4.14
Shower drain	3.22
Sink hole	4.13
Tube	8.2
Crumb cup	4.2, 4.3
Cutter	
Tube	NP.3, 10.4

Term	Page Number
D	
D ring - Diverter	3.13
Delta® flushometer parts	5.1
Diaphragm	
Ballcock	2.14
Delany™ flushometer	5.3
Delta® flushometer	5.1
Faucet	1.2
Fill valve	2.14
Sloan®	5.2
Disc - Seat	2.9
Dishwasher	
Adapter fitting	7.7
Branch tailpiece	4.6, 4.7
Discharge hose	8.3
Drain connector	4.7
Elbow fitting	7.7
Snap adapter	1.36, 1.37
Snap fitting	1.37
Diverter	
Assembly	3.2, 3.3, 3.5, 3.12, 3.13
D ring	3.13
Faucet	3.21
Flange	3.14
Hand shower	3.20
Hub	3.13
Knob	3.2, 3.5, 3.13
O-ring	1.24, 1.26
Seal	3.13
Shroud and sleeve kit	3.5
Stem	3.3, 3.5, 3.6, 3.7, 3.9, 3.10
Drain	
Assembly - shower	3.22
Cover	4.14
Stopper - bathtub	3.16, 3.17, 3.18
Stopper - sink	4.1, 4.2
Valve - water heater	6.2
Drinking fountain bubbler	1.45
Drip tube - water heater	6.2
E	
Elbow	
Bathcock	3.21
Fitting	7.2, 7.3, 7.7
Slip joint	4.10
Element - Water heater	6.1
Epoxy putty	9.1
Escutcheon	NP.2, 3.8, 8.1
Extension	
Flange	2.16
Stem	3.5
Tube - slip joint	4.10

Term Page Number

F

Faucet

- Aerator NP.1, 1.32 - 1.35, 1.46
- Ball 1.6, 1.9
- Ball cam 1.6, 1.7
- Ball Sealer 1.21
- Basin 1.45
- Cartridge NP.1, 1.1 - 1.17
- Diaphragm 1.2
- Handle 1.37 - 1.44
- Key 1.44
- Locknut 1.45
- Reseating kit 10.2
- Seat 1.2, 1.4, 1.5, 1.8, 1.9, 1.10 - 1.12, 1.15 - 1.17
- Seat repair kit - Tub & Shower 3.11
- Seat washer 1.28
- Seat wrench 10.2
- Seat wrench kit 10.2
- Spout NP.1, 1.30
- Tub and shower diverter 3.21
- Washer - bevelled 1.17 - 1.19, 1.21
- Washer - flat 1.19 - 1.21
- Washer assortment 1.19 - 1.21

Fibre gasket 1.29, 4.9

Fill Valve 2.13, 2.14

Fitting

- Compression 7.1 - 7.3
- Dishwasher 7.7
- Garden hose 7.5 - 7.7
- Hose barb 7.4 - 7.6
- Hose barb adapter 7.6
- Hose barb coupler 7.5
- Iron pipe nipple 7.4
- Iron pipe plug 7.5
- Iron pipe reducer bushing 7.4
- Brush 10.3, 10.4

Flange

- Repair kit - toilet 2.16
- Shower arm 3.20
- Shower rod 3.22
- Split 8.1
- Toilet extension 2.16
- Toilet mounting 2.15
- Tub and shower 3.14

Flanged tailpiece 4.7

Flapper 2.7 - 2.10

- Chain 2.7

Float 2.15

- Rod 2.15

Flow

- Control - shower 3.20
- Control - spindle 3.11
- Restrictor - aerator 1.35
- Restrictor - shower head 3.19

Flush

- Button assembly 2.3
- Valve actuator 2.10
- Valve assembly 2.10 - 2.12
- Valve chain 2.10
- Valve gasket 2.11
- Valve seal 2.10
- Valve washer 2.12

Flushometer parts

- Delany™ 5.3
- Delta® 5.1, 5.2
- Sloan® 5.2, 5.3

Term Page Number

G

Gasket

- Assortment 9.1
- Cartridge 1.28, 1.29
- Cork 1.28, 1.29, 9.1
- Fibre 1.29, 1.30, 4.9
- Flush valve 2.11
- Nylon 1.29
- P.O. plug 4.9
- Rubber 9.1
- Sink 4.13
- Tank to bowl 2.6, 2.7
- Toilet mounting 2.16, 2.17
- Waste and overflow 3.23 - 3.25
- Water heater element 6.1

Gauge - Faucet seat 1.17, 10.1

Graphite packing 1.28

Grease - Plumber's 9.2

Grid strainer 4.11

Guide - Hose 1.31

H

Hacksaw 10.4

- Blade 10.4

Hand Shower Diverter 3.20

Handle

- Delany™ flushometer 5.3
- Delta® flushometer 5.1, 5.2
- Faucet 1.37 - 1.44
- Laundry faucet 1.40, 1.41, 1.43
- Lawn faucet 1.41, 1.44
- Sloan® flushometer 5.2
- Tub and shower 3.1, 3.4, 3.6, 3.8 - 3.11

Wall hydrant 1.41

Insert 1.40

Kit NP.1, NP.2, 1.37 - 1.44, 3.1, 3.4, 3.8 - 3.11

Screw 1.39, 1.43

Set NP.2, 1.38, 1.39, 1.42 - 1.44, 3.14

Handshower kit 3.21

Hanger - sink and basin 4.11

Head

- Shower 3.18, 3.19
- Spray 1.31

Hinge - toilet seat 2.17, 2.18

Hold down clamp - basin 4.11

Hold down ring 1.16

Holder - shower rod 3.22

Hook - shower curtain 3.21

Hose

- Dishwasher discharge 8.3
- Guide 1.31
- Pull down 1.31
- Pull out 1.31
- Shower 3.20
- Utility 8.2
- Washing machine 8.3
- Washing machine discharge 8.3
- Barb fitting 7.4, 7.5
- Clamp 4.7
- Fitting - garden hose 7.5, 7.6
- Fitting - hose barb 7.4, 7.5
- Washer - garden hose 8.2

Hose and sprayer 1.31

Humidifier install Kit 8.2

Term Page Number

I

Ice maker install Kit 8.2

Index button 1.38, 1.39, 1.42, 1.43

Insert

- Cartridge 1.13
- Faucet handle 1.40, 1.41

Inspection mirror 10.2

Iron pipe fitting 7.4

J

J-bend 4.11

K

Key

- Lawn faucet 1.44
- Sillcock 10.3

Kit

- Diverter spout repair 3.15
- Faucet repair 1.6, 1.17
- Handle 1.37-1.44, 3.1, 3.4, 3.8-3.10
- Handshower 3.21
- O-ring 1.22, 1.23, 5.1
- Pop-up linkage 4.8
- Stem packing 1.9, 1.11, 3.10
- Tank to bowl 2.6
- Tip-toe cartridge and shoe 3.23

Kohler®

- Mixer cap kit 3.7
- Valve repair kit 3.7

L

Laundry faucet handle 1.40, 1.41

Lawn faucet handle 1.44

Legs - Lavatory basin 4.14

Level - Torpedo 10.2

Lever - Toilet flush 2.1, 2.2, 2.3, 2.4

Lift wire set 2.10

Lint trap - Washing machine 8.3

Locknut - Faucet 1.45

Locknuts - Faucet 1.45

M

Mirror - Inspection 10.2

Mixer cap kit 3.7

N

Needle valve kit 8.2

Nipple - Tub Spout 3.16

Nut

- Ballcock coupling 2.14
- Ballcock shank 2.15
- Basket strainer assembly 4.6
- Bonnet 1.1
- Fill valve coupling 2.14
- Fill valve shank 2.15
- Slip joint 4.12, 4.13
- Tailpiece coupling 1.44
- Toilet mounting bolt 2.5
- Driver 10.2

Nut and washer set - Carrier 2.5

Nylon gasket 1.29

Term	Page Number
O	
Open grid strainer	4.11
O-ring	1.22-1.28
Assortment	1.24, 1.25
Kit	1.23, 5.1
P	
P.O. plug	
Assembly	4.9
Gasket	4.9
Wrench	10.3
Packing	
Bonnet	1.14
Graphite	1.28
Stem packing	1.9, 1.11, 3.10
Paste	
Soldering	9.2
Pipe	
Joint compound	9.1
repair kit	10.3
Suspension clamps	8.4
Piston assembly - Sloan®	5.2
Plate - Waste and overflow	3.24
Pliers - Water Pump	10.2
Plug	
Boiler	6.2
Test	10.1
Plumber's	
Cloth	9.1, 9.2
Grease	9.2
Putty	9.2
Wrench	10.2, 10.3, 10.4
Plumbing vent	4.14
Pop-up	
Assembly	4.8, 4.9
Clip	4.8
Linkage kit	4.8
Rod	4.8
Stopper	4.8
Porcelain touch-up glaze	9.2, 9.3
P-trap	4.10
Pull down hose	1.31
Pull out hose	1.31
Putty	
Epoxy	9.1
Plumber's	9.2
Tape	9.2
PVC cutter	10.4

Q	
----------	--

Term	Page Number
R	
Racheting wrench	10.2
Radiator air valve	6.2
Reducing	
Adapter	7.3
Bushing	3.16
Elbow	7.3
Nut - slip joint	4.12
Union	7.2
Union - elbow	7.3
Washer	2.12
Refill tube	2.15
Remover - tub drain	10.3
Repair assortment	1.17
Repair kit	
Ballcock	2.13, 2.14
Cartridge	1.2, 1.5, 1.8, 1.10, 1.16, 1.17
Delany™ flushometer	5.3
Delta® tub and shower	3.3
Delta® flushometer	5.1, 5.17, 11.29
Diverter tub spout	3.15
Faucet	NP.1, 1.6, 1.9, 1.15, 1.16, 1.17, 11.29
Faucet seat	1.5, 1.17, 3.3, 3.11
Fill valve	2.13, 2.14
Pipe	10.3
Sloan® flushometer	5.2
Toilet mounting	2.16
Toilet tank	2.7
Tub Shower	3.2, 3.3, 3.7, 3.11, 3.15
Washer	NP.1, 1.17, 3.11
Reseating kit - Faucet	10.2
Ring	
Hold down	1.16
Split	1.30, 7.9,
Tub spout trim	3.16
Rinse hose and sprayer	1.31
Rod	
Float	2.15
Pop-up	4.8
Shower	3.22
Roller - Toilet paper	2.18
Rosette	1.44, 1.45
Rubber gasket	9.1

S	
Saw - Hacksaw	10.4
Screen - Aerator	1.35
Screw	
Handle	1.39, 1.43
Toilet mounting	2.4
Waste and overflow	3.24
Waste and overflow plate	3.23, 3.24
Screws - Bibb	1.21, 1.22
Seal - Flush valve	2.10 - 2.13
Sealant and adhesive	9.1
Sealer - Ball	1.21
Seat	
Faucet	1.2, 1.4, 1.5, 1.8 - 1.12, 1.15, 1.16, 1.17, 11.4 - 11.10
Tub and shower	3.2, 3.3, 3.6, 3.7, 3.10, 3.12, 3.13, 11.4 - 11.10
Assortment	1.17
Disc	2.9
Gauge	1.17, 10.1
Repair kit	3.11
Wrench kit	10.2

Term	Page Number
Seat and spring	1.6, 1.15
Sediment faucet	1.8
Set - Handle	NP.2, 1.38, 1.39, 1.41 - 1.44, 3.14
Shim - Toilet	2.5
Shoe strainer - Waste and overflow	3.23
Shower	
Arm	NP.2, 3.19, 3.20
Arm and flange	3.19
Arm flange	3.20
Curtain chain	3.22
Drain assembly	3.22
Drain cover	3.22
Flow control	3.20
Head	3.18, 3.19
Head flow restricter	3.19
Hose	3.20
Hose washer	3.20, 3.21
Rod	3.22
Rod flange	3.3, 3.5, 3.6, 3.14
Rod holder	3.22
Rod support	3.22
Sleeve	3.3
Splash guards	3.21
Strainer	3.18
Sillcock key	10.3
Sink	
Gasket	4.13
Hole cover	1.45, 4.13
Install clamp	4.11, 4.12
Sink and Basin hanger	4.11
Sleeve	
Shower	3.3, 3.5
Tub and shower	3.3, 3.5
Slip joint	
Coupling	4.10
Elbow	4.10
Extension tube	4.10
Nut	4.12, 4.13
Nut - reducing	4.12
Washer	4.12, 4.13
Snap adapter - Dishwater	1.36
Snap fitting - Dishwasher	1.37
Soap Dispenser Assembly	NP.3, 4.15
Soldering paste	9.2
Spindle - Flow control	3.11, 11.39, 11.40
Splash guards - Shower	3.21
Split flange	8.1
Split ring - Faucet spout	1.30
Spout	
Faucet	NP.1, 1.30
Tub	3.14, 3.15, 3.16
Spray	
Face and components	1.35, 1.36
Head	1.31
Valve	1.13, 1.31, 1.35, 1.36, 11.43
Spring - Tube bending	10.1
Springs and seats	1.6, 1.15
Spud assembly	2.12
Spud flange washer	2.12, 2.13
Spud washer	2.12, 2.13
Stem	
Cartridge	1.4, 11.16, 11.17, 11.18
Delany™ flushometer	5.3
Diverter	3.3, 3.5, 3.6, 3.7, 3.9, 3.10, 11.25, 11.27, 11.28, 11.33, 11.35, 11.37, 11.39
Extension	3.5
Packing	1.9, 1.11, 1.14, 1.28, 3.7, 3.10

Term	Page Number
Stopper	
Bathtub drain	3.16, 3.17, 3.18
Pop-up	4.8, 4.9
Sink drain	3.16, 3.17, 3.18, 4.1, 4.2
Strainer	
Grid	4.11
Shower	3.18
Waste and overflow	3.23
Assembly	4.6
Basket	4.4, 4.5, 4.6
Strap wrench	10.3
Support - Shower Rod	3.22
T	
T & S Brass® repair parts	1.12, 1.13, 1.14
Tailpiece	
Dishwasher branch	4.6, 4.7
Flanged	4.7
Coupling nut	1.44
Flange washer	4.8
Washer	4.8
Tank	
Fill valve	2.13
Lever	2.1, 2.2, 2.3, 2.4
Tank to bowl	
Bolt washer	2.6
Gasket	2.7
Kit	2.6
Tape - Putty	9.2
Tee	7.3
Adapter	7.2
Test plug	10.1
Thermostat - Water heater	6.1, 6.2
Threaded tubing	4.9, 4.10
Tip-toe	
Cartridge	3.23
Cartridge and shoe kit	3.23
Rubber washer	3.23
Toilet	
Bolt cap	2.5
Extension flange	2.16
Flange repair kit	2.16
Flapper	2.8, 2.9, 2.10
Mounting bolt	2.4, 2.5
Mounting bolt nut	2.5
Mounting bolt washer	2.5
Mounting flange	2.15, 2.16
Mounting screw	2.4
Paper roller	2.18
Seat bolt	2.17
Seat hinge	2.17
Seat stabilizer washer kit	2.18
Seat washers	2.18
Setting seal - wax	2.17
Shim	2.5
Tank ball	2.10
Tank float	2.15
Tank repair kit	2.7
Torpedo level	10.2
Touch-up glaze - Porcelain	9.2, 9.3
Trim	
Kit - tub and shower	3.14
Ring - tub spout	3.16
Trip lever	
Waste and overflow plate	3.24

Term	Page Number
Tub and shower	
Cartridge	3.1, 3.2, 3.3, 3.4, 3.8, 3.10, 3.12
Flange	3.3, 3.6, 3.14
Handle	3.4, 3.8, 3.9, 3.11
Repair kit	3.3
Seat	1.5, 3.3, 3.6, 3.7, 3.11, 3.13
Sleeve	3.3
Trim kit	3.8, 3.14
Tub drain	
Cartridge	3.23
Remover	10.3
Tub spout	3.14, 3.15, 3.16
Bushing	3.16
Tube	
Cover	8.2
Refill	2.15
Bending spring	10.1
Cutter	10.4
Tubing	
Braided vinyl	8.4
Threaded	4.9, 4.10
U	
Union	7.2
Elbow	7.2, 7.3
Utility hose	8.2
V	
Vacuum breaker	8.3
Delany™ flushometer	5.3
Delta® flushometer	5.1
Sloan® flushometer	5.2
Valve	
Radiator air	6.2
Spray	1.31
Tank fill	2.13
Assembly - flush	2.10, 2.11, 2.12
Drain cap	8.4
Kit - needle	8.2
Repair kit	3.7
Vent - automatic plumbing	4.14

Term	Page Number
W	
Wall hydrant handle	1.41
Washer	
Aerator	1.31
Ballcock shank	2.15
Basket strainer assembly	4.5, 4.6
Bevelled faucet	1.17, 1.18
Diverter stem	3.10
Fill valve shank	2.15
Flat faucet	1.19, 1.20, 1.21
Flush valve	2.12
Garden hose	8.2
Shower hose	3.20
Slip joint	4.12, 4.13
Spud	2.12, 2.13
Tailpiece	4.8
Tailpiece flange	4.8
Tank to bowl bolt	2.5
Tip-toe	3.23
Toilet mounting bolt	2.5
Toilet seat	2.18
Assortment - fibre	1.30
Kit - toilet seat stabilizer	2.18
Repair kit	3.11
Faucet seat	1.28
Washing machine	
Discharge hose	8.3
Hose	8.2, 8.3
Lint trap	8.3
Waste and overflow	
Bar	3.23
Gasket	3.24
Plate	3.24
Plate screw	3.24
Plate trip lever	3.24
Screw	3.24
Waste outlet	4.11
Water heater	
Drain valve	6.2
Drip tube	6.2
Element	6.1
Element gasket	6.1
Element wrench	6.1
Thermostat	6.1, 6.2
Water pump pliers	10.2
Wax - toilet setting seal	2.17
Wicking - candle	9.1
Wire set - lift	2.10
Wrench	
Aerator	1.32
Faucet seat	10.2
P.O. plug	10.3
Ratcheting	10.2
Strap	10.3
X	
Y	
Z	

PRICES LISTED DO NOT INCLUDE TAXES. ALL TAXES EXTRA.**General**

These terms and conditions, along with any conditions contained in a quotation, if any, provided to you, exclusively govern the sale of our products to you. If you provide us with any pre-printed terms and conditions with any purchase order or other form document, they are rejected and will be of no force or effect. Our acknowledgement and acceptance of your order for our products is expressly limited to and made conditional upon your acceptance of these terms. You will be deemed to have agreed to these terms if you accept any portion of the products you order from us.

Discounts

All discounts are for orders shipped to one destination.

Prices

You agree to pay the prices in effect at time of shipment. Prices are subject to change without notice. You agree to pay any federal, provincial or local excise, use, occupational or other taxes, now in force or to be enacted in the future, assessed against you or us due to a sale of products to you.

Minimum Order \$100.00**Claims**

Claims must be reported within 10 days of receipt of goods.

Limitation of Remedies

Your sole and exclusive remedy against us for any breach of our obligations in a transaction with you, or based on any other theory of liability, will be limited to, at our option, our repair or replacement of the nonconforming product for which you make a claim or our issuance of a credit for such nonconforming product. Our liability for any damages will be limited to the then-current wholesale price of the nonconforming products, regardless of whether other damages were foreseeable. IN NO EVENT WILL WE BE LIABLE FOR ANY INCIDENTAL, CONSEQUENTIAL OR SPECIAL DAMAGES, INCLUDING WITHOUT LIMITATION, LOST REVENUES AND PROFITS, EVEN IF WE HAVE BEEN ADVISED OF THE POSSIBILITY OF SUCH DAMAGES.

Returns

Returns are not accepted unless we are first notified of reason for the return and have authorized said return. All returned goods must be forwarded prepaid; collect shipments will be refused. Returns made for reasons other than a shipping error, or because of defect in material, will be subject to a 25% restocking charge. All returns will be credited at original purchase price or current price, whichever is lower.

Force Majeure

We shall not be liable for any delay or failure to perform if such delay or failure to perform is caused by circumstances beyond our reasonable control, including without limitation, as to us and our facilities and products and the facilities, materials and products of our suppliers, act of God, orders, directions or acts of any public authority, riots or other public disturbances, epidemic, pandemic, labor shortages or disputes of any kind, financial constraints, power shortages or failures, your failure to provide required information, your failure to provide adequate containers, restraints or delays affecting carriers, changes in the cost or availability of raw materials, components or services based on market conditions, our actions or contract disputes. During any such delay or failure to perform by us, our obligations under these terms shall be suspended and we shall not have any obligation to provide you with products from other sources or to pay or reimburse you for any additional costs to you of obtaining substitute products. We may, during any period of shortage due to any of the above circumstances, allocate our available supply of products among ourselves and our customers in any manner that we deem fair and reasonable in our sole discretion.

BRITISH COLUMBIA

- 1 Westpoint Sales Inc.**
Head Office
3940 Grant Street
Burnaby, BC
V5C 3N3
Tel: (604) 291-7271
Fax: (604) 291-8258

Northern ALBERTA

- 2 Points West Marketing**
11323 - 166 A Street
Edmonton, AB
T5M 3W4
Tel: (780) 489-0757
Tel: (888) 637-3770
Fax: (780) 484-8127
Fax: (780) 443-3708

Southern ALBERTA

- 3 Allan Forrest Sales Ltd.**
#10, 4980-12A St. S.E.
Calgary, AB
T2G 5K9
Tel: (403) 243-7001
Fax: (403) 243-7353

SASKATCHEWAN

- Saskatoon**
- 4 Jones Goodridge Inc.**
1 - 1527 Ontario Ave.
Saskatoon, SK
S7K 1S7
Tel: (306) 933-4377
Fax: (306) 933-4233

Regina

- 5 Jones Goodridge Inc.**
3200 - 12th Avenue
Regina, SK
S4T 1J9
Tel/Cell: (306) 585-2854
Fax: (306) 585-2855

MANITOBA

- 6 Jones Goodridge Inc.**
Head Office
1522 St. James Street
Winnipeg, MB
R3H 0L2
Tel: (204) 632-6221
Fax: (204) 633-0941

ONTARIO

- Greater Toronto Area
Niagara Peninsula**
- 7 Masco Canada Limited**
Trade Sales Team
6990 Creditview Rd., Unit 5
Mississauga, ON
L5N 8R9
Tel: (519) 633-5050

Eastern Ontario

- 8 Can-Mech Agencies**
155 Tansley Drive
Carp, ON
K0A 1L0
Tel: (613) 831-3724
Fax: (613) 831-3727

Northern Ontario

- 9 Centon Sales**
56 Pennsylvania Ave, Unit 11
Concord, ON
L4K 3V9
Tel: (905) 629-7072
Fax: (905) 629-2131

South Western Ontario

- 10 Showerline Sales Ltd.**
15 Champlain Court
Kitchener, Ontario
N2B 2Y8
Tel: (519) 495-5583

QUEBEC / ABITIBI

- Rouyn-Noranda /
Val d'or / Amos**
- 11 Les Ventes Bergeron
Sales Inc.**
392 Craig Street, Box 92
Russell, ON
K4R 1C8
Tel: 613-445-4170
Fax: 613-445-0642

QUEBEC

- 12 Les Entreprises
Roland Lajoie Inc.**
6221, Marivaux
Saint-Leonard, QC
H1P 3H6
Tel: (514) 328-6645
Fax: (514) 328-6131

ATLANTIC CANADA

- 13 J. Wright Sales Ltd.**
Head Office
200 Whiting Road
Fredericton, NB
E3B 5V5
Tel: (506) 459-5719
Fax: (506) 459-0792



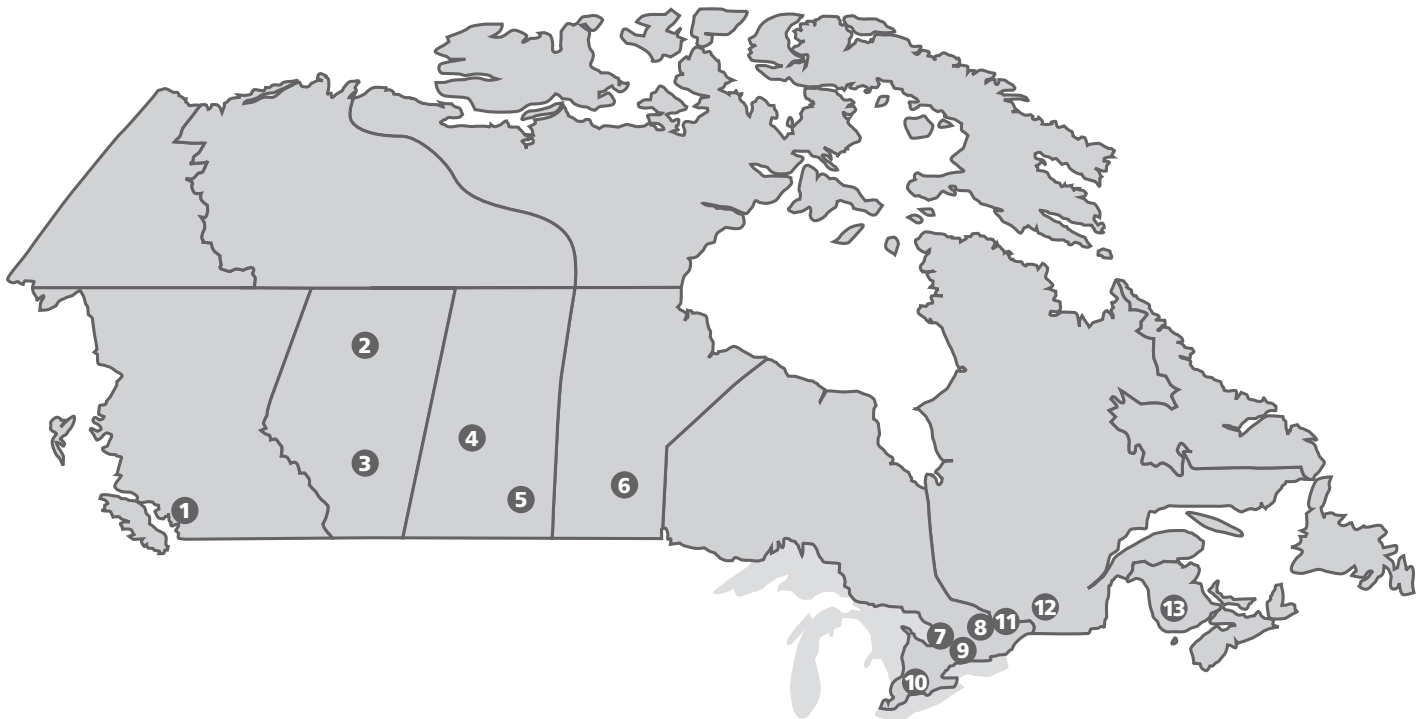
A Masco Company
Masco Canada Limited
350 South Edgware Road
St. Thomas, ON N5P 4L1

Customer Service
1-800-567-3300

Customer Service Email
customerservice@mascocanada.com

Customer Service Fax
1-800-567-9100

Website
masterplumber.ca



Master Plumber® agencies are staffed nationwide with experienced sales professionals who live and work in your market to meet your needs at a local level promptly and efficiently. Your local representative will assume responsibility for communication throughout the supply chain, becoming an extension of your business to troubleshoot and ease everyday tasks. Your agency is readily available to assist with customer service, training, literature and merchandising.

Trademarks

Agion™ is a trademark of Sciescent LLC
American Standard® is a registered trademark of AS America, Inc.
Aquadis® is a registered trademark of Aquadis Internatinal Inc.
Aqualine™ is a trademark of Valley Acrylic Bath Ltd.
Aqualite™ is a trademark of AS America, Inc.
Aquaseal® is a registered trademark of AS America, Inc.
Beautycraft™ is a trademark of Mueller International, LLC
Belanger™ is a trademark of Tubular Industries of Canada ULC
Blanco® is a registered trademark of BLANCO GmbH + Co KG
Boi® is a registered trademark of Kohler Co.
Bradley® is a registered trademark of Bradley Corporation
BrassCraft® is a registered trademark of BrassCraft Manufacturing Company
Cache® is a registered trademark of Neoperl AG
Cadet® is a registered trademark of Ideal Standard International NV
Cambridge Brass® is a registered trademark of Cambridge Brass, Inc.
Cameo™ is a trademark of Cameo Inc.
Canterbury™ is a trademark of AS America, Inc.
Careguard® is a registered trademark of Neoperl AG
Cer-Teck® is a registered trademark of Delta Faucet Company
Champion® is a registered trademark of Ideal Standard International NV
Chateau® is a registered trademark of Moen Incorporated
Cherne™ is a trademark of Cherne Industries Inc.
Clairette® is a registered trademark of Kohler Co.
Class Five® is a registered trademark of Kohler Co.
Classic™ is a trademark of Classic Mouldings Inc.
Coast® is a registered trademark of Coast Cutlery Co.
Coralais® is a registered trademark of Kohler Co.
Corona® is a registered trademark of Produtos Eletricos Corona Ltda
Crane® is a registered trademark of Crane Canada Co.
Cuthbert™ is a trademark of Pilray Inc.
Danfoss® is a registered trademark of Danfoss A/S
Delany™ is a trademark of Delany Products
Delex® is a registered trademark of Masco Corporation of Indiana
Delta® is a registered trademark of Delta Faucet Company
Denali™ is a trademark of Wolfedale engineering Limiged
Diamond® is a registered trademark of Delta Faucet Company
Doric™ is a trademark of Emco Limited
Douglas® is a registered trademark of Douglas Lighting Controls Inc.
Eljer® is a registered trademark of AS America, Inc.
Emco® is a registered trademark of Emco Corporation
Equitemp™ is a trademark of Emco Corporation
Esprit™ is a trademark of Emco Corporation
Eterna™ is a trademark of T&S Brass and Bronze Works, Inc.
Evoke® is a registered trademark of Kohler Co.
Flotrol™ is a trademark of Masco Canada Limited
Fluidmaster® is a registered trademark of Fluidmaster, Inc.
Foremost® is a registered trademark of Foremost Internatinal Ltd.
Forte® is a registered trademark of Kohler Co.
Galtmaster™ is a trademark of Masco Canada Limited
Galt™ is a trademark of Galt Brass Company, Limited
Gemini™ is a trademark of Gemini Corporation
General Electric® is a registered trademark of General Electric Company
Gerber® is a registered trademark of Globe Union Industrial Corp.
Giant® is a registered trademark of Usines Giant Inc.
Globe Union® is a registered trademark of Globe Union Industrial Corp.
Gloozit® is a registered trademark of ET Marketing Agency Inc.
GSW™ is a registered trademark of A.O. Smith Enterprises Ltd.
Hair-Snare™ is a trademark of O'Malley Manufacturing, Inc.
Hoover® is a registered trademark of Techtronic Cordless GP
The Hornet™ is a trademark of
Hotpoint® is a registered trademark of Haier US Appliance Solutions, Inc.
Jacuzzi® is a registered trademark of Jacuzzi Inc.
Jameco™ is a trademark of Jameco Electronics Inc./Electoniques Jameco Inc.
Jubilee™ is a trademark of Waltec Inc.
Kenmore® is a registered trademark of Transform SR Brands LLC

Kindred® is a registered trademark of Franke Technology and Trademark Ltd
Kitchenaid® is a registered trademark of Whirlpool Properties, Inc.
Kohler® is a registered trademark of Kohler Co.
LA-CO® is a registered trademark of LA-CO Industries Inc.
Magiclose™ is a trademark of Crane Canada Co.
Mansfield® is a registered trademark of Mansfield Plumbing Products, LLC
Mark III™ is a trademark of Mueller International, LLC
Mark IV™ is a trademark of Mueller International, LLC
Master Plumber® is a registered trademark of Masco Canada Limited
Mastercraft® is a registered trademark of Canadian Tire Corporation Limited
Microban® is a registered trademark of Microban International, Ltd.
Mixet™ is a trademark of
Moen® is a registered trademark of Moen Incorporated
Monitor® is a registered trademark of Delta Faucet Company
Mueller® is a registered trademark of Mueller International, LLC
Nassau™ is a trademark of Mueller International, LLC
Niagara™ is a trademark of Mueller International, LLC
Nibco® is a registered trademark of Nibco Inc.
Novanni® is a registered trademark of Novanni Stainless Inc.
Nova™ is a trademark of Mueller International, LLC
NSF® is a registered trademark of NSF International
Peerless® is a registered trademark of Delta Faucet Company
Perfecta™ is a trademark of Jacuzzi Inc.
Pfister® is a registered trademark of Spectrum Brands, Inc.
Posi-Temp® is a registered trademark of Moen Incorporated
Pressto® is a registered trademark of Masco Canada Limited
Price Pfister® is a registered trademark of Spectrum Brands, Inc.
Rheem® is a registered trademark of Rheem Manufacturing Company
Rite-Temp® is a registered trademark of Kohler Co.
Rohl® is a registered trademark of Rohl, LLC
Safetymix® is a registered trademark of Symmons Industries, Inc.
Sapphire™ is a trademark of Masco Canada Limited
Sears® is a registered trademark of Sears Roebuck and Co.
Sloan® is a registered trademark of Sloan Valve Company
Snug Plug™ is a trademark of Lee Valley Tools Ltd.
Starburst® is a registered trademark of E.L. Mustee & Sons, Inc.
Sterling® is a registered trademark of Kohler Co.
Supreme™ is a trademark of Novanni Stainless Inc.
Symmons® is a registered trademark of Symmons Industries, Inc.
T&S Brass® is a registered trademark of T&S Brass and Bronze Works, Inc.
Teck® is a registered trademark of Masco Canada Limited
Tempo® is a registered trademark of Maax Bath Inc.
Temptrol® is a registered trademark of Symmons Industries, Inc.
Tempus™ is a trademark of Delta Faucet Company
Tingle King® is a registered trademark of Masco Canada Limited
Tip-Toe™ is a trademark of Kohler Co.
Toto® is a registered trademark of TOTO Ltd.
Touch-Clean® is a registered trademark of Delta Faucet Compnay
Tuf-Teck® is a registered trademark of Delta Faucet Company
Uberhaus® is a registered trademark of RONA Inc.
Valley™ is a trademark of Valley Acrylic Bath Ltd.
Vanquish™ is a trademark of Mansfield Plumbing Products, LLC
Vas® is a registered trademark of Kohler Co.
Vienna™ is a trademark of Sanitarios Lamosa, S.A. DE C.V.
Viking® is a registered trademark of Viking Range, LLC
Vinnata® is a registered trademark of Kohler Co.
Vortens® is a registered trademark of Sanitarios Lamosa, S.A. DE C.V.
Wallaceburg™ is a trademark of Waltec Inc.
Waltec® is a registered trademark of Masco Canada Limited
Water-Guard™ is a trademark of Kohler Co.
WellWorth® is a registered trademark of Kohler Co.
Westinghouse® is a registered trademark of Westinghouse Electric Corporation
Whirlpool® is a registered trademark of Whirlpool Properties, Inc.
Windsor® is a registered trademark of Spectrum Brands, Inc.
Zurn® is a registered trademark of Zurco, Inc.

**Master
Plumber**

masterplumber.ca

A MASCO COMPANY

MASCO CANADA LIMITED
350 SOUTH EDGEWARE RD.
ST. THOMAS, ON N5P 4L1
1.800.267.6040

MKT-21-041E
PRINTED JUNE 2021